

NOTICE TO STATE WATER PROJECT CONTRACTORS



Date: JAN 26 2016

Number: 16 - 01

Subject: 2016 State Water Project Allocation – 15 Percent

From:

Handwritten signature of Mark E. Andersen in blue ink.

Mark E. Andersen
Acting Deputy Director
Department of Water Resources

The Department of Water Resources (DWR) is increasing the allocation of 2016 State Water Project (SWP) water for the long-term contractors from 422,848 acre-feet to 631,115 acre-feet. Due primarily to recent storms, SWP supplies are projected to increase from 10 percent to 15 percent of most SWP contractors' requests for Table A water, which totals 4,172,786 acre-feet. Attached is the updated 2016 SWP Allocation Table.

In addition, DWR received requests for delivery of SWP contractors' allocated carryover water from previous years totaling 184,274 acre-feet based on the 2015 Water Delivery Finalization Report. DWR approves all requested carryover water for delivery in 2016.

This allocation increase is made consistent with the current and projected hydrological conditions and also with the long-term water supply contracts and public policy. DWR considered several factors, including California's persistent drought evidenced by below normal runoff compared to rain received thus far this winter and resulting continued low storage in SWP conservation facilities; SWP operational constraints under its water right permits; the Biological Opinions for Delta Smelt and Salmon; the Longfin Smelt incidental take permit; and the 2016 contractors demands.

If you have any questions or need additional information, please contact Craig J. Trombly, Acting Chief, State Water Project Analysis Office, at (916) 653-4547.

Attachment

**2016 STATE WATER PROJECT ALLOCATION
(ACRE-FEET)**

SWP CONTRACTORS	TABLE A (1)	INITIAL REQUEST (2)	APPROVED ALLOCATION (3)	PERCENT INITIAL REQUEST (3)/(2) (4)
<u>FEATHER RIVER</u>				
County of Butte	27,500	27,500	5,000	18%
Plumas County FC&WCD	2,700	2,700	405	15%
City of Yuba City	9,600	9,600	1,920	20%
Subtotal	39,800	39,800	7,325	
<u>NORTH BAY</u>				
Napa County FC&WCD	29,025	29,025	5,805	20%
Solano County WA	47,756	47,756	9,551	20%
Subtotal	76,781	76,781	15,356	
<u>SOUTH BAY</u>				
Alameda County FC&WCD, Zone 7	80,619	80,619	12,093	15%
Alameda County WD	42,000	42,000	6,300	15%
Santa Clara Valley WD	100,000	100,000	15,000	15%
Subtotal	222,619	222,619	33,393	
<u>SAN JOAQUIN VALLEY</u>				
Oak Flat WD	5,700	5,700	855	15%
County of Kings	9,305	9,305	1,396	15%
Dudley Ridge WD	45,350	45,350	6,803	15%
Empire West Side ID	3,000	3,000	450	15%
Kern County WA	982,730	982,730	147,410	15%
Tulare Lake Basin WSD	87,471	87,471	13,121	15%
Subtotal	1,133,556	1,133,556	170,035	
<u>CENTRAL COASTAL</u>				
San Luis Obispo County FC&WCD	25,000	25,000	3,750	15%
Santa Barbara County FC&WCD	45,486	45,486	6,823	15%
Subtotal	70,486	70,486	10,573	
<u>SOUTHERN CALIFORNIA</u>				
Antelope Valley-East Kern WA	144,844	144,844	21,727	15%
Castaic Lake WA	95,200	95,200	14,280	15%
Coachella Valley WD	138,350	138,350	20,753	15%
Crestline-Lake Arrowhead WA	5,800	5,800	870	15%
Desert WA	55,750	55,750	8,363	15%
Littlerock Creek ID	2,300	2,300	345	15%
Metropolitan WDSC	1,911,500	1,911,500	286,725	15%
Mojave WA	85,800	85,800	12,870	15%
Palmdale WD	21,300	21,300	3,195	15%
San Bernardino Valley MWD	102,600	102,600	15,390	15%
San Gabriel Valley MWD	28,800	28,800	4,320	15%
San Geronio Pass WA	17,300	17,300	2,595	15%
Ventura County WPD	20,000	20,000	3,000	15%
Subtotal	2,629,544	2,629,544	394,433	
TOTAL	4,172,786	4,172,786	631,115	


NOTICE TO STATE WATER PROJECT CONTRACTORS



Date: FEB 04 2016

Number: 16-02

Subject: Criteria for Bulletin 132-16

From: 
Mark E. Andersen
Acting Deputy Director
Department of Water Resources

Attached for your information are copies of "Criteria for Bulletin 132-2016 Project Operations Studies" and "Interest and Escalation Rates for Preparing Bulletin 132-2016."

These criteria are being used by the Department of Water Resources (DWR) to prepare information for Bulletin 132-2016, "Management of the California State Water Project" and to determine Water Contractors' Statements of Charges for the year 2017.

If you have any questions, please contact Pedro Villalobos, Acting Chief of DWR's State Water Project Analysis Office, at (916) 653-5117, or you may call Susan Lee of his staff at (916) 653-1894.

Attachment

CRITERIA FOR BULLETIN 132-2016 STATE WATER PROJECT OPERATIONS STUDIES

These criteria provide summaries of the basic operations assumptions to be used in developing the 2017 Statements of Charges. Actual SWP operations may ultimately be different and contractor billings will be adjusted as appropriate.

1. **Water Deliveries:** Water demands for the water operations studies will be based on the short-range, five-year (2016-2020) requests submitted by the SWP Contractors (Contractors) in October 2015 and the long-range (2021-2035) requests submitted by the Contractors in October 2015.

2. **Water Supply:** The water and power operations studies will reflect compliance with the long-term NMFS Salmonids, Green Sturgeon and Killer Whales Biological and Conference Opinion issued June 4, 2009; the long-term USFWS Delta Smelt Biological Opinion issued December 15, 2008; the Incidental Take Permit for Longfin Smelt issued February 23, 2009; and the March 15, 2000 revision of the December 1999 Water Right Decision 1641. Additionally, Feather River Service Area Settlement Contractors' water demand is included in all studies and is based on historical water delivery patterns. The water supply assumed for water and power operation studies will be as follows:
 - (a) **2016** – The initial operations study for 2016 will assume hydrology sufficient to deliver 2.490 MAF (60 percent of Contractors' projected Table A requests). Projections of power generation at Oroville will be based on the Oroville Reservoir inflow from the same hydrology. For generation at Pine Flat Reservoir, lower quartile inflow will be assumed. The 2016 water deliveries and water and power operations studies will be reviewed and finalized in May 2016 when the final water supply forecast based on May 1, 2016 snow surveys becomes available.
 - (b) **2017** – SWP operations projected for 2017 are the basis for the 2017 Statements of Charges. The study will assume hydrology sufficient to deliver 2.482 MAF (60 percent of Contractors' projected Table A requests). Lower quartile inflow will be assumed for Pine Flat generating facilities.
 - (c) **2018** – The 2018 studies will assume hydrology sufficient to deliver 2.482 MAF (60 percent of Contractors' projected Table A requests). Lower quartile inflow will be assumed for Pine Flat generating facilities.
 - (d) **2019** – Assume hydrology sufficient to deliver 60 percent of Contractors' projected Table A requests of 2.480 MAF.
 - (e) **2020** – Assume hydrology sufficient to deliver 60 percent of Contractors' projected Table A requests of 2.481 MAF.

- (f) 2021-2035 – Assume hydrology sufficient to deliver 60 percent of Contractors' projected Table A requests of an average 2.481 MAF.

3. **Water Supply Augmentation:**

- (a) Delta Pumps. The total capacity of Banks Pumping Plant is 10,300 cfs; however, the actual daily allotment for Clifton Court Forebay will be limited as stated in the U.S. Army Corps of Engineers Public Notices 5820A, October 1981, and 19990715, May 2000.
- (b) South Delta Improvements Program (SDIP). This program is scheduled for implementation as one of the components of Stage 1 of the CALFED Bay-Delta Program to address local and SWP water supply problems in the South Delta. Construction of the permanent operable gates and the channel dredging are proposed to be implemented under Stage 1 of the SDIP. Stage 2 of the SDIP which would include increasing diversions, has been deferred indefinitely in view of the pelagic organism decline in the Delta. Facilities in the SDIP include the following:
- ◆ Construction of four flow control structures (gates). Three gates are proposed in South Delta channels to control water levels and circulation in the South Delta. The fourth gate will provide protection for salmon migrating along the San Joaquin River (SDIP Stage 1).
 - ◆ Selected channel dredging in the South Delta and modification of local diversion structures. Several miles of river channels are proposed to be dredged to reduce the need to operate gates for water stage. Twenty-four shallow agricultural diversions will be extended to ensure access to water (SDIP Stage 1).
- (c) Ground Water Programs. On August 9, 1996, ownership of the Kern Fan Element Property and the La Hacienda Facilities was transferred to Kern County Water Agency (KCWA) and Dudley Ridge Water District through the Kern Water Bank Authority (KWBA) as part of the Monterey Amendment. Fifty percent of any SWP water remaining in storage from the Berrenda Mesa Demonstration Program and the La Hacienda Water Purchase Program was also transferred to KWBA. The SWP retains the right to recover 15,000 acre-feet under the recovery agreement with KCWA. Additionally, under the 1990 Demonstration Program, the SWP retains the right to 20,065 acre-feet currently stored in Semitropic Water Storage District.
- (d) Other Project Yield. For purposes of preparing water and power studies for future years, it will be assumed that the SWP will deliver 60 percent of full Table A requests based on the latest reliability study prepared by the Bay-Delta Office.

4. **Power Operations:** Energy prices in the western states' power market have historically been highest during the on-peak hours and summer months. To minimize power costs, aqueduct operation will be optimized by minimizing on-peak pumping within operating criteria constraints.

For Bulletin 132-2016, forecasted SWP power resources for the study period will be based on existing SWP generation and power purchases including the purchase of the output of the 45 MW renewable energy Columbia solar project, as well as recent renewable resource acquisitions DWR has made including the 51.4 MW Metropolitan Water District small hydro contract (2016-2020), and the two new solar projects that will come online in December 2016: Solverde 85 MW solar project and Pearblossom 10 MW solar project.

5. **Future Project Facilities:** The schedule for initial operation of future project facilities to be used when preparing information for Bulletin 132-2016 is shown in the following table.

FUTURE PROJECT FACILITIES	Dates for Initial Operation	
	Bulletin 132-15	Bulletin 132-16
CALIFORNIA AQUEDUCT – EAST BRANCH		
East Branch Enlargement – Stage 2 Pearblossom Pumping Plant – Units 10 & 11 (375 cfs) Alamo Power Plant – Unit 2 (1,506 cfs)	Postponed Indefinitely December 2021	Postponed Indefinitely December 2023
East Branch Extension – Phase II	June 2017	June 2017
Perris Dam Remediation	December 2017	December 2017
DELTA FACILITIES		
South Delta Improvement Program Facilities Permanent Operable Barriers	Postponed Indefinitely	Postponed Indefinitely
Delta Habitat Conservation and Conveyance Program	December 2029	December 2029
Sherman and Twitchell Island Fishscreens	June 2018	January 2019
NORTH BAY AQUEDUCT		
Alternate Intake	December 2021	December 2025

TABLE 1

INTEREST RATES TO BE USED IN PREPARING DATA AND
INFORMATION FOR BULLETIN 132-2016
WATER CONTRACTORS' STATEMENTS OF CHARGES FOR 2017, AND
DWR FINANCIAL ANALYSIS STUDIES

<u>Item</u>	<u>Interest Rate¹ Per Year</u>
1. Interest Rates on future general obligation "Offset" bonds (If assumed sold) ²	3.25 (3.75)
2. Interest Rate for future Water System Revenue Bonds ²	3.15 (3.5)
3. Project Interest Rate for determining Statements of Charges for 2016	4.610 (4.610)
4. Interest Rate on future short-term investment of project funds ³	0.33 (0.25)

¹For the purposes of DWR studies, these rates are to be used as the effective rates of interest. Figures in parentheses are Bulletin 132-2015 assumptions.

²Future bonds are assumed to be repaid by the end of the Project repayment period (2035) or sooner, with maturities commencing in the year following the date of sale and with equal annual bond service for the principal repayment period.

³Based on the expected rate of return for funds invested in the State's Surplus Money Investment Fund.

TABLE 2
BULLETIN 132-2016
COST ESCALATION RATES
FOR SWP FACILITIES
TO BE USED FOR FINANCIAL ANALYSIS STUDIES

<u>Item</u>	<u>Percent Increase</u> <u>Per Year</u> ¹			
	<u>2016</u>	<u>2017</u>	<u>2018</u>	<u>2019-2035</u>
<u>Capital</u>				
State Operations (Salaries and Benefits) ²	7.5 (7.0)	5.0 (4.5)	5.0 (4.5)	5.0 (4.5)
Construction, Direct Pay	5 (5)	5 (5)	5 (5)	5 (5)
Relocation, Direct Pay	4 (4)	4 (4)	4 (4)	4 (4)
Land and Rights, Direct Pay	4 (4)	4 (4)	4 (4)	4 (4)
<u>Operations and Maintenance Cost</u> ³				
State Operations (Salaries and Benefits) ²	7.5 (7.0)	5.0 (4.5)	5.0 (4.5)	5.0 (4.5)

¹ Figures in parentheses are Bulletin 132-2015 assumptions.

² Reflects agreed salary and benefit adjustments.

³ Operation and Maintenance costs in the Statements of Charges for 2017 and in Bulletin 132-2016 are to be escalated through 2018 and then escalated one percent for the remainder of the Project repayment period. For specific Project studies requiring escalated costs, continue the percent rate for 2019-2035.

NOTICE TO STATE WATER PROJECT CONTRACTORS**Date:** FEB 09 2016**Number:** 16 - 03**Subject:** 2016 Turn-Back Water Pool Program**From:**
Mark E. Andersen

Department of Water Resources

The Department of Water Resources (DWR) is offering a 2016 Turn-Back Water Pool Program pursuant to Article 56 of the Water Supply Contracts. This Program is available to interested State Water Project (SWP) contractors who have signed the Monterey Amendment, and is subject to the attached terms and conditions (Attachment A).

DWR will administer two Turn-Back Water Pools: Pool A and Pool B. A SWP contractor may choose to sell or buy Turn-Back Pool Water in one or both of these Pools. This Program is separate from any other water sale or purchase program that DWR may administer during 2016.

To participate in the 2016 Turn-Back Water Pool Program and be on the notification list, a contractor must complete, sign and date the commitment (Attachment A) attached to this notice, and return all pages of the attachment to Mark Risney, State Water Project Analysis Office, Department of Water Resources, Post Office Box 942836, Sacramento, California 94236-0001. To meet the commitment due date, contractors can email signed notices to Mark Risney at Mark.Risney@water.ca.gov, as long as the original notice is also mailed. A schedule for this Program (Attachment B) is included as a reference.

If you have any questions or need additional information about this Program, please contact Mark Risney at (916) 653-3711 or Mahmoud Mabrouk at (916) 653-4635.

Attachments

Attachment A
2016 Turn-Back Water Pool Program

Terms and Conditions

1. The 2016 Turn-Back Water Pools are subject to Article 56 of the Water Supply Contracts.
2. A SWP contractor may sell allocated 2016 Table A water that it will not use, provided that: (1) the contractor has not elected to store project water outside of its service area in 2016, and (2) the contractor has not elected to carry over Table A water from 2015 pursuant to Article 12(e) or Article 56 of its Water Supply Contract.
3. Sales and purchases of Turn-Back Water Pool shall not affect the 2016 allocation of Table A water to any SWP contractors.
4. Turn-Back Pool water purchased by a contractor will be delivered to the contractor's service area from the SWP facilities, or as otherwise arranged, consistent with the contractor's Water Supply Contract.
5. DWR may limit or delay delivery of Turn-Back Pool water due to either (a) limits on the operational capacity of SWP facilities, or (b) changing operational conditions.
6. Delivery priority of Turn-Back Pool water will be the same as for Table A water (Priority 1), as described in Article 12(f) of the long-term Water Supply Contracts so long as the total amount of project water does not exceed the contractor's 2016 Table A amount. Delivery priority of Turn-Back Pool water in excess of the contractor's Table A amount will be Priority 6.
7. Contractors selling Turn-Back Pool water shall submit a revised water delivery schedule to DWR reflecting changes due to the sale of their water. Likewise, a contractor purchasing Turn-Back Pool water should submit its revised delivery request to DWR as soon as possible after being allocated the Turn-Back Pool water. All water schedules shall be prepared in accordance with Article 12 of the contractor's Water Supply Contract.
8. Turn-Back Pool water may be stored outside of the purchasing contractor's service area for later use inside of the contractor's service area consistent with Article 56. The location of this storage may be inside or outside of the SWP service area, but it must be consistent with water rights permits for the SWP.
9. The 2016 Turn-Back Water Pool Program shall not be a precedent for future programs.
10. A SWP contractor offering to sell Turn-Back Pool water in either Pool A or in Pool B must submit a completed and signed copy of this Agreement for each Pool as appropriate (see last two pages of this Agreement). Sellers shall indicate the amount of water they want to sell in Pool A and/or Pool B using the chart provided with the signature page. DWR must receive a signed Agreement on or before 12:01 p.m., February 16, 2016 for Pool A water sales and on or before 12:01 p.m., March 15, 2016 for Pool B water sales. It is acceptable to submit a signature page by e-mail to

Mark Risney at Mark.Risney@water.ca.gov and Mahmoud Mabrouk at Mahmoud.Mabrouk@water.ca.gov in order to meet the deadline; however, an original signature must be submitted as soon as possible.

11. A SWP contractor offering to buy Turn-Back Pool water in either Pool A or in Pool B must submit a completed and signed copy of this Agreement for each Pool as appropriate (see last two pages of this Agreement). Buyers shall indicate the amount of water they want to purchase in Pool A and/or Pool B using the chart provided with the signature page. DWR must receive a signed Agreement on or before 12:01 p.m., March 1, 2016 for Pool A water purchases and on or before 12:01 p.m., April 1, 2016 for Pool B water purchases. It is acceptable to submit a signature page by e-mail to Mark Risney at Mark.Risney@water.ca.gov and Mahmoud Mabrouk at Mahmoud.Mabrouk@water.ca.gov in order to meet the deadline; however, an original signature must be submitted as soon as possible.
12. The price for Pool A water will be \$35.76 (50 percent of the 2016 Delta Water Rate) for each acre-foot of water purchased or sold. Also, the price for Pool B water will be \$17.88 (25 percent of the 2016 Delta Water Rate) for each acre-foot of water purchased or sold. In addition to the charge per acre-foot, the purchasing Contractor shall pay DWR the 2016 Transportation Variable Operations, Maintenance, Power, and Replacement Component charges and the Off-Aqueduct Power Facilities Charges for Turn-Back Pool water delivered, plus any incremental costs identified by DWR as described in Article 56(d)(7).
13. DWR will notify all participating contractors by e-mail after the current sales and allocation information at each stage of the Program. These notifications will be sent out within three working days of each of the above milestone dates.
14. DWR will invoice each purchasing contractor for the purchase price of the water, with payment due 30 days from the date of the invoice. Likewise, DWR will pay each selling contractor for their water within 30 days after DWR has received payment from all the purchasers.
15. All sales and purchases through Pool A are irrevocable even if DWR reduces or increases Table A allocations on or after February 16, 2016.
16. DWR will finalize the allocation of sales and purchases of Pool B water on June 1, 2016. The percentage of Table A allocations in effect on this date will determine the final amounts. Only contractors who were active participants in this Program on April 1, 2016 will be allowed to participate. No reallocation of sales or purchases will be done after June 1, 2016.
17. In the event that any water remains unsold in either Pool, the offering contractor may cancel its offer to sell its share of unsold water in writing. A cancellation letter or advance copy sent by e-mail must be received no later than 12:01 p.m., March 15, 2016 for Pool A water and by no later than 12:01 p.m., April 15, 2016 for Pool B water.
18. DWR shall decide by April 22, 2016 whether to purchase any portion of Pool A water remaining unsold on that date.

AGREEMENT TO SELL/PURCHASE 2016 TURN-BACK POOL WATER IN POOL A

In order to sell or purchase Turn-Back Pool water under Article 56 of the contractors' long-term Water Supply Contracts, please fill in the information required below, sign in the space provided, and return all pages of this Attachment A to the State Water Project Analysis Office. A contractor's signature indicates acceptance of all of the terms and conditions of this Program as set forth in this Attachment A.

Purchasers of Turn-Back Pool A water may either check the following box to receive the full allocation of water offered or fill in the chart below for specific purchase amounts.

() We agree to purchase all available Turn-Back Pool A water.

Table A Allocation As of February 16, 2016 (Percent)	Amount to Sell (Acre-Feet)	Amount to Buy (Acre-Feet)
5		
10		
15		
20		
25		
30		
35		
40		
45		
50		
55		
60		
65		
70		
75		
80		
85		
90		
95		
100		

Authorized Representative
Signature

Agency

Date

Contact Person

Email

Telephone

STATE OF CALIFORNIA
DEPARTMENT OF WATER RESOURCES

Acting Chief, State Water Project Analysis Office

AGREEMENT TO SELL/PURCHASE 2016 TURN-BACK POOL WATER IN POOL B

In order to sell or purchase Turn-Back Pool water under Article 56 of the contractors' long-term Water Supply Contracts, please fill in the information required below, sign in the space provided, and return all pages of this Attachment A to the State Water Project Analysis Office. A contractor's signature indicates acceptance of all of the terms and conditions of this Program as set forth in this Attachment A.

Purchasers of Turn-Back Pool B water may either check the following box to receive the full allocation of water offered or fill in the chart below for specific purchase amounts.

() We agree to purchase all available Turn-Back Pool B water.

Table A Allocation As of June 1, 2016 (Percent)	Amount to Sell (Acre-Feet)	Amount to Buy (Acre-Feet)
5		
10		
15		
20		
25		
30		
35		
40		
45		
50		
55		
60		
65		
70		
75		
80		
85		
90		
95		
100		

Authorized Representative
Signature

STATE OF CALIFORNIA
DEPARTMENT OF WATER RESOURCES

Acting Chief, State Water Project Analysis Office

Agency

Date

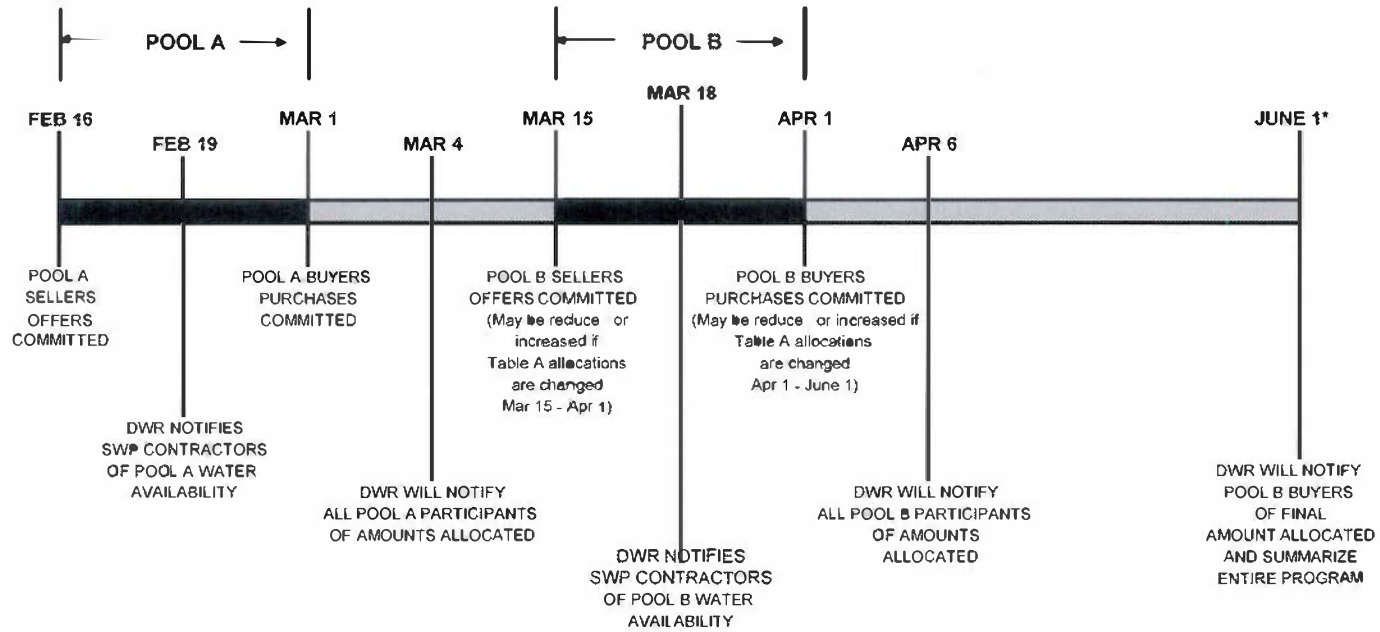
Contact Person

Email

Telephone

2016 TURN-BACK WATER POOL PROGRAM SCHEDULE

Attachment B



* The June 1 date only applies if Table A allocations have changed between April 1 and June 1. Only participants who were fully committed as of April 1 will be involved.

NOTICE TO STATE WATER PROJECT CONTRACTORS**Date:** FEB 24 2016**Number:** 16 - 04**Subject:** 2016 State Water Project Allocation – 30 Percent**From:** Joanne M. Kuttel for
Mark E. Andersen
Acting Deputy Director
Department of Water Resources

The Department of Water Resources (DWR) is increasing the allocation of 2016 State Water Project (SWP) water for the long-term contractors from 631,115 acre-feet to 1,268,724 acre-feet. Due primarily to recent storms, SWP supplies are projected to increase from 15 percent to 30 percent of most SWP contractors' requests for Table A water, which totals 4,172,786 acre-feet. Attached is the updated 2016 SWP Allocation Table.

In addition, DWR received requests for delivery of SWP contractors' allocated carryover water from previous years totaling 184,274 acre-feet based on the 2015 Water Delivery Finalization Report. DWR approves all requested carryover water for delivery in 2016.


This allocation increase is made consistent with the current and projected hydrological conditions and also with the long-term water supply contracts and public policy. DWR considered several factors, including California's persistent drought evidenced by below normal runoff compared to rain received thus far this winter and resulting continued low storage in SWP conservation facilities; SWP operational constraints under its water right permits; the Biological Opinions for Delta Smelt and Salmon; the Longfin Smelt incidental take permit; and the 2016 contractors demands.

If you have any questions or need additional information, please contact Pedro Villalobos, Acting Chief, State Water Project Analysis Office, at (916) 653-5117.

Attachment

**2016 STATE WATER PROJECT ALLOCATION
(ACRE-FEET)**

SWP CONTRACTORS	TABLE A (1)	INITIAL REQUEST (2)	APPROVED ALLOCATION (3)	PERCENT INITIAL REQUEST APPROVED (3)/(2) (4)
FEATHER RIVER				
County of Butte	27,500	27,500	16,500	60%
Plumas County FC&WCD	2,700	2,700	810	30%
City of Yuba City	9,600	9,600	3,840	40%
Subtotal	39,800	39,800	21,150	
NORTH BAY				
Napa County FC&WCD	29,025	29,025	11,610	40%
Solano County WA	47,756	47,756	19,102	40%
Subtotal	76,781	76,781	30,712	
SOUTH BAY				
Alameda County FC&WCD, Zone 7	80,619	80,619	24,186	30%
Alameda County WD	42,000	42,000	12,600	30%
Santa Clara Valley WD	100,000	100,000	30,000	30%
Subtotal	222,619	222,619	66,786	
SAN JOAQUIN VALLEY				
Oak Flat WD	5,700	5,700	1,710	30%
County of Kings	9,305	9,305	2,792	30%
Dudley Ridge WD	45,350	45,350	13,605	30%
Empire West Side ID	3,000	3,000	900	30%
Kern County WA	982,730	982,730	294,819	30%
Tulare Lake Basin WSD	87,471	87,471	26,241	30%
Subtotal	1,133,556	1,133,556	340,067	
CENTRAL COASTAL				
San Luis Obispo County FC&WCD	25,000	25,000	7,500	30%
Santa Barbara County FC&WCD	45,486	45,486	13,646	30%
Subtotal	70,486	70,486	21,146	
SOUTHERN CALIFORNIA				
Antelope Valley-East Kern WA	144,844	144,844	43,453	30%
Castaic Lake WA	95,200	95,200	28,560	30%
Coachella Valley WD	138,350	138,350	41,505	30%
Crestline-Lake Arrowhead WA	5,800	5,800	1,740	30%
Desert WA	55,750	55,750	16,725	30%
Little Rock Creek ID	2,300	2,300	690	30%
Metropolitan WDSC	1,911,500	1,911,500	573,450	30%
Mojave WA	85,800	85,800	25,740	30%
Palmdale WD	21,300	21,300	6,390	30%
San Bernardino Valley MWD	102,600	102,600	30,780	30%
San Gabriel Valley MWD	28,800	28,800	8,640	30%
San Geronio Pass WA	17,300	17,300	5,190	30%
Ventura County WPD	20,000	20,000	6,000	30%
Subtotal	2,629,544	2,629,544	788,863	
TOTAL	4,172,786	4,172,786	1,268,724	

NOTICE TO STATE WATER PROJECT CONTRACTORS**Date:** MAR 17 2016**Number:** 16 - 05**Subject:** 2016 State Water Project Allocation – 45 Percent**From:** 
Mark E. Andersen
Acting Deputy Director
Department of Water Resources

The Department of Water Resources (DWR) is increasing the allocation of 2016 State Water Project (SWP) water for the long-term contractors from 1,268,724 acre-feet to 1,898,964 acre-feet. Due primarily to recent storms, SWP supplies are projected to increase from 30 percent to 45 percent of most SWP contractors' requests for Table A water, which totals 4,172,786 acre-feet. Attached is the updated 2016 SWP Allocation Table.

In addition, DWR received requests for delivery of SWP contractors' allocated carryover water from previous years totaling 184,274 acre-feet based on the 2015 Water Delivery Finalization Report. DWR approves all requested carryover water for delivery in 2016.


This allocation increase is made consistent with the current and projected hydrological conditions and also with the long-term water supply contracts and public policy. DWR considered several factors, including California's persistent drought evidenced by below normal runoff compared to rain received thus far this winter and resulting continued low storage in SWP conservation facilities; SWP operational constraints under its water right permits; the Biological Opinions for Delta Smelt and Salmon; the Longfin Smelt incidental take permit; and the 2016 contractors demands.

If you have any questions or need additional information, please contact Pedro Villalobos, Acting Chief, State Water Project Analysis Office, at (916) 653-5117.

Attachment

**2016 STATE WATER PROJECT ALLOCATION
(ACRE-FEET)**

SWP CONTRACTORS	TABLE A (1)	INITIAL REQUEST (2)	APPROVED ALLOCATION (3)	PERCENT INITIAL REQUEST APPROVED (3)/(2) (4)
<u>FEATHER RIVER</u>				
County of Butte	27,500	27,500	20,625	75%
Plumas County FC&WCD	2,700	2,700	1,215	45%
City of Yuba City	9,600	9,600	5,760	60%
Subtotal	39,800	39,800	27,600	
<u>NORTH BAY</u>				
Napa County FC&WCD	29,025	29,025	17,415	60%
Solano County WA	47,756	47,756	28,654	60%
Subtotal	76,781	76,781	46,069	
<u>SOUTH BAY</u>				
Alameda County FC&WCD, Zone 7	80,619	80,619	36,279	45%
Alameda County WD	42,000	42,000	18,900	45%
Santa Clara Valley WD	100,000	100,000	45,000	45%
Subtotal	222,619	222,619	100,179	
<u>SAN JOAQUIN VALLEY</u>				
Oak Flat WD	5,700	5,700	2,565	45%
County of Kings	9,305	9,305	4,187	45%
Dudley Ridge WD	45,350	45,350	20,408	45%
Empire West Side ID	3,000	3,000	1,350	45%
Kern County WA	982,730	982,730	442,229	45%
Tulare Lake Basin WSD	87,471	87,471	39,362	45%
Subtotal	1,133,556	1,133,556	510,101	
<u>CENTRAL COASTAL</u>				
San Luis Obispo County FC&WCD	25,000	25,000	11,250	45%
Santa Barbara County FC&WCD	45,486	45,486	20,469	45%
Subtotal	70,486	70,486	31,719	
<u>SOUTHERN CALIFORNIA</u>				
Antelope Valley-East Kern WA	144,844	144,844	65,180	45%
Castaic Lake WA	95,200	95,200	42,840	45%
Coachella Valley WD	138,350	138,350	62,258	45%
Crestline-Lake Arrowhead WA	5,800	5,800	2,610	45%
Desert WA	55,750	55,750	25,088	45%
Littlerock Creek ID	2,300	2,300	1,035	45%
Metropolitan WDSC	1,911,500	1,911,500	860,175	45%
Mojave WA	85,800	85,800	38,610	45%
Palmdale WD	21,300	21,300	9,585	45%
San Bernardino Valley MWD	102,600	102,600	46,170	45%
San Gabriel Valley MWD	28,800	28,800	12,960	45%
San Geronio Pass WA	17,300	17,300	7,785	45%
Ventura County WPD	20,000	20,000	9,000	45%
Subtotal	2,629,544	2,629,544	1,183,296	
TOTAL	4,172,786	4,172,786	1,898,964	

NOTICE TO STATE WATER PROJECT CONTRACTORS**Date:** APR 21 2016**Number:** 16 - 06**Subject:** 2016 State Water Project Allocation – 60 Percent**From:** 
Mark E. Andersen
Acting Deputy Director
Department of Water Resources

The Department of Water Resources (DWR) is increasing the allocation of 2016 State Water Project (SWP) water for the long-term contractors from 1,898,964 acre-feet to 2,527,629 acre-feet. Due primarily to March storms, SWP supplies are projected to increase from 45 percent to 60 percent of most SWP contractors' requests for Table A water, which totals 4,172,786 acre-feet. Attached is the updated 2016 SWP Allocation Table.

In addition, DWR received requests for delivery of SWP contractors' allocated carryover water from previous years totaling 184,274 acre-feet based on the 2015 Water Delivery Finalization Report. DWR approves all requested carryover water for delivery in 2016.

This allocation increase is made consistent with the current and projected hydrological conditions and also with the long-term water supply contracts and public policy. DWR considered several factors, including California's persistent drought evidenced by below normal snow accumulation and continued low storage in SWP facilities located south of the Delta; SWP operational constraints under its water right permits; the Biological Opinions for Delta Smelt and Salmon; the Longfin Smelt incidental take permit; and the 2016 contractors demands.

If you have any questions or need additional information, please contact Craig J. Trombly, Acting Chief, State Water Project Analysis Office, at (916) 653-4547.

Attachment

**2016 STATE WATER PROJECT ALLOCATION
(ACRE-FEET)**

SWP CONTRACTORS	TABLE A	INITIAL REQUEST	APPROVED ALLOCATION	PERCENT INITIAL REQUEST APPROVED (3)/(2) (4)
	(1)	(2)	(3)	(4)
<u>FEATHER RIVER</u>				
County of Butte	27,500	27,500	27,500	100%
Plumas County FC&WCD	2,700	2,700	1,620	60%
City of Yuba City	9,600	9,600	7,200	75%
Subtotal	39,800	39,800	36,320	
<u>NORTH BAY</u>				
Napa County FC&WCD	29,025	29,025	21,769	75%
Solano County WA	47,756	47,756	35,817	75%
Subtotal	76,781	76,781	57,586	
<u>SOUTH BAY</u>				
Alameda County FC&WCD, Zone 7	80,619	80,619	48,371	60%
Alameda County WD	42,000	42,000	25,200	60%
Santa Clara Valley WD	100,000	100,000	60,000	60%
Subtotal	222,619	222,619	133,571	
<u>SAN JOAQUIN VALLEY</u>				
Oak Flat WD	5,700	5,700	3,420	60%
County of Kings	9,305	9,305	5,583	60%
Dudley Ridge WD	45,350	45,350	27,210	60%
Empire West Side ID	3,000	3,000	1,800	60%
Kern County WA	982,730	982,730	589,638	60%
Tulare Lake Basin WSD	87,471	87,471	52,483	60%
Subtotal	1,133,556	1,133,556	680,134	
<u>CENTRAL COASTAL</u>				
San Luis Obispo County FC&WCD	25,000	25,000	15,000	60%
Santa Barbara County FC&WCD	45,486	45,486	27,292	60%
Subtotal	70,486	70,486	42,292	
<u>SOUTHERN CALIFORNIA</u>				
Antelope Valley-East Kern WA	144,844	144,844	86,906	60%
Castaic Lake WA	95,200	95,200	57,120	60%
Coachella Valley WD	138,350	138,350	83,010	60%
Crestline-Lake Arrowhead WA	5,800	5,800	3,480	60%
Desert WA	55,750	55,750	33,450	60%
Littlerock Creek ID	2,300	2,300	1,380	60%
Metropolitan WDSC	1,911,500	1,911,500	1,146,900	60%
Mojave WA	85,800	85,800	51,480	60%
Palmdale WD	21,300	21,300	12,780	60%
San Bernardino Valley MWD	102,600	102,600	61,560	60%
San Gabriel Valley MWD	28,800	28,800	17,280	60%
San Geronio Pass WA	17,300	17,300	10,380	60%
Ventura County WPD	20,000	20,000	12,000	60%
Subtotal	2,629,544	2,629,544	1,577,726	
TOTAL	4,172,786	4,172,786	2,527,629	

NOTICE TO STATE WATER PROJECT CONTRACTORS



Date: JUN 14 2016

Number: 16-07

Subject: Central Valley Project Water System Revenue Bonds, Series AV
Par Amount: Series AV \$106,530,000
Closing Date: May 24, 2016

From: 


Mark W. Cowin, Director
 Department of Water Resources

On May 24, 2016, the Department of Water Resources (DWR) issued tax-exempt bond Fixed-Rate Bonds, Series AV, with a par amount of \$106.5 million. This was achieved through a competitive sale to take out \$120.9 million of DWR's current outstanding commercial paper, including \$101.6 million for the Water Systems project, \$15.2 million for the East Branch Extension project, and \$4.1 million for the South Bay Aqueduct Enlargement project. Bond proceeds were also used to pay the costs of issuance and fund capitalized interest. A summary of the financing results is provided in Table 1 below.

Table 1: Summary of Financing Results

	Series AV
Delivery Date	5/24/2016
Commercial Paper Refunded	\$120,889,676
True Interest Cost (TIC)	2.37%
All-in True Interest Cost	2.39%

If you have any questions, please contact Perla Netto-Brown, Chief of DWR's Division of Fiscal Service at (916) 653-9836.

NOTICE TO STATE WATER PROJECT CONTRACTORS**Date:** OCT 04 2016**Number:** 16-08**Subject:** Bulletin 132-15, Management of the California State Water Project**From:**

Mark W. Cowin
Director
Department of Water Resources

Bulletin 132-15, the fifty-second edition of Bulletin 132, Management of the California State Water Project, has been published and is now available to the public. Bulletin 132-15 is prepared for use by the California Water Commission, State Water Project water and power users, bond underwriters, dealers and investors, and the public.

Bulletin 132-15 will be delivered within six weeks to a subset of recipients who receive this notice. All other recipients may request printed and CD-ROM copies of the bulletin from:

California Department of Water Resources
Imaging and Records Management
Publications Office
Post Office Box 942836
Sacramento, California 94236-0001
(916) 653-1097
Email: imr-publications@water.ca.gov

Bulletin 132-15 is also available for direct download in PDF format at:
http://www.water.ca.gov/swpao/bulletin_home.cfm

NOTICE TO STATE WATER PROJECT CONTRACTORS**Date:** NOV 28 2016**Number:** 16-09**Subject:** 2017 State Water Project Initial Allocation – 20 Percent**From:**

Handwritten signature of Mark E. Andersen in blue ink.

Mark E. Andersen
Acting Deputy Director
Department of Water Resources

The Department of Water Resources (DWR) is initially approving 839,376 acre-feet (AF) of Table A water for long-term State Water Project (SWP) contractors in 2017. SWP supplies are projected to meet 20 percent of most SWP contractors' requests for Table A water, which totals 4,172,786 AF. Attached is the initial 2017 SWP allocation table.

In addition, DWR received requests for delivery of SWP contractors' allocated carryover water from previous years totaling 628,090 AF (as of October 2016). DWR approves all requested carryover water for delivery in 2017.

This allocation increase is made consistent with the long-term water supply contracts and public policy. DWR's new approval considered several factors including existing storage in SWP conservation reservoirs, SWP operational constraints such as the conditions of the recent Biological Opinions for delta smelt and salmonids, and the longfin smelt incidental take permit, and 2017 contractor demands. DWR may revise allocations if warranted by the year's developing hydrologic and water supply conditions.

Based on this allocation, DWR will use the current long-term SWP contractors' 30 percent schedules to arrive at the new 20 percent schedules, unless contractors submit updated schedules. DWR will send the approved monthly water delivery schedules to the long-term SWP contractors.

If you have any questions or need additional information, please contact Craig J. Trombly, Acting Chief, State Water Project Analysis Office, at (916) 653-4547.

Attachment

**2017 STATE WATER PROJECT ALLOCATION
(ACRE-FEET)**

SWP CONTRACTORS	TABLE A	INITIAL REQUEST	APPROVED ALLOCATION	PERCENT INITIAL REQUEST APPROVED (3)/(2) (4)
	(1)	(2)	(3)	(4)
<u>FEATHER RIVER</u>				
County of Butte	27,500	27,500	6,000	22%
Plumas County FC&WCD	2,700	2,700	540	20%
City of Yuba City	9,600	9,600	2,400	25%
Subtotal	39,800	39,800	8,940	
<u>NORTH BAY</u>				
Napa County FC&WCD	29,025	29,025	7,256	25%
Solano County WA	47,756	47,756	11,939	25%
Subtotal	76,781	76,781	19,195	
<u>SOUTH BAY</u>				
Alameda County FC&WCD, Zone 7	80,619	80,619	16,124	20%
Alameda County WD	42,000	42,000	8,400	20%
Santa Clara Valley WD	100,000	100,000	20,000	20%
Subtotal	222,619	222,619	44,524	
<u>SAN JOAQUIN VALLEY</u>				
Oak Flat WD	5,700	5,700	1,140	20%
County of Kings	9,305	9,305	1,861	20%
Dudley Ridge WD	45,350	45,350	9,070	20%
Empire West Side ID	3,000	3,000	600	20%
Kern County WA	982,730	982,730	196,546	20%
Tulare Lake Basin WSD	87,471	87,471	17,494	20%
Subtotal	1,133,556	1,133,556	226,711	
<u>CENTRAL COASTAL</u>				
San Luis Obispo County FC&WCD	25,000	25,000	5,000	20%
Santa Barbara County FC&WCD	45,486	45,486	9,097	20%
Subtotal	70,486	70,486	14,097	
<u>SOUTHERN CALIFORNIA</u>				
Antelope Valley-East Kern WA	144,844	144,844	28,969	20%
Castaic Lake WA	95,200	95,200	19,040	20%
Coachella Valley WD	138,350	138,350	27,670	20%
Crestline-Lake Arrowhead WA	5,800	5,800	1,160	20%
Desert WA	55,750	55,750	11,150	20%
Littlerock Creek ID	2,300	2,300	460	20%
Metropolitan WDSC	1,911,500	1,911,500	382,300	20%
Mojave WA	85,800	85,800	17,160	20%
Palmdale WD	21,300	21,300	4,260	20%
San Bernardino Valley MWD	102,600	102,600	20,520	20%
San Gabriel Valley MWD	28,800	28,800	5,760	20%
San Geronio Pass WA	17,300	17,300	3,460	20%
Ventura County WPD	20,000	20,000	4,000	20%
Subtotal	2,629,544	2,629,544	525,909	
TOTAL	4,172,786	4,172,786	839,376	

NOTICE TO STATE WATER PROJECT CONTRACTORS**Date:** DEC 21 2016**Number:** 16-10**Subject:** 2017 State Water Project Allocation – 45 Percent**From:**


Mark E. Andersen
Acting Deputy Director
Department of Water Resources

The Department of Water Resources (DWR) is increasing the allocation of 2017 State Water Project (SWP) water for long-term contractors from 839,376 acre-feet to 1,894,645 acre-feet. Based on recent precipitation, runoff, and current water supply conditions, SWP supplies are projected to be 45 percent of most SWP contractors' 2017 requested Table A amounts, which totals 4,172,786 acre-feet. Attached is the revised 2017 SWP 45 percent allocation table.

In addition, DWR received requests for delivery of SWP contractors' allocated carryover water from previous years totaling 611,000 AF (as of November 2016). DWR approves all requested carryover water for delivery in 2017.

This allocation increase is made consistent with the long-term water supply contracts and public policy. DWR's approval considered several factors including existing storage in SWP conservation reservoirs, SWP operational constraints such as the conditions of the recent Biological Opinions for delta smelt and salmonids, and the longfin smelt incidental take permit, and 2017 contractor demands. DWR may revise allocations if warranted by the year's developing hydrologic and water supply conditions.

Based on this allocation, DWR will use the current long-term SWP contractors' 50 percent schedules to arrive at the new 45 percent schedules, unless contractors submit updated schedules. DWR will send the approved monthly water delivery schedules to the long-term SWP contractors.

If you have any questions or need additional information, please contact Pedro Villalobos, Acting Chief, State Water Project Analysis Office, at (916) 653-5117.

Attachment

2017 STATE WATER PROJECT ALLOCATION
(ACRE-FEET)

SWP CONTRACTORS	TABLE A	INITIAL REQUEST	APPROVED ALLOCATION	PERCENT INITIAL REQUEST APPROVED (3)/(2) (4)
	(1)	(2)	(3)	(4)
<u>FEATHER RIVER</u>				
County of Butte	27,500	27,500	20,625	75%
Plumas County FC&WCD	2,700	2,700	1,215	45%
City of Yuba City	9,600	9,600	5,280	55%
Subtotal	39,800	39,800	27,120	
<u>NORTH BAY</u>				
Napa County FC&WCD	29,025	29,025	15,964	55%
Solano County WA	47,756	47,756	26,266	55%
Subtotal	76,781	76,781	42,230	
<u>SOUTH BAY</u>				
Alameda County FC&WCD, Zone 7	80,619	80,619	36,279	45%
Alameda County WD	42,000	42,000	18,900	45%
Santa Clara Valley WD	100,000	100,000	45,000	45%
Subtotal	222,619	222,619	100,179	
<u>SAN JOAQUIN VALLEY</u>				
Oak Flat WD	5,700	5,700	2,565	45%
County of Kings	9,305	9,305	4,187	45%
Dudley Ridge WD	45,350	45,350	20,408	45%
Empire West Side ID	3,000	3,000	1,350	45%
Kern County WA	982,730	982,730	442,229	45%
Tulare Lake Basin WSD	87,471	87,471	39,362	45%
Subtotal	1,133,556	1,133,556	510,101	
<u>CENTRAL COASTAL</u>				
San Luis Obispo County FC&WCD	25,000	25,000	11,250	45%
Santa Barbara County FC&WCD	45,486	45,486	20,469	45%
Subtotal	70,486	70,486	31,719	
<u>SOUTHERN CALIFORNIA</u>				
Antelope Valley-East Kern WA	144,844	144,844	65,180	45%
Castaic Lake WA	95,200	95,200	42,840	45%
Coachella Valley WD	138,350	138,350	62,258	45%
Crestline-Lake Arrowhead WA	5,800	5,800	2,610	45%
Desert WA	55,750	55,750	25,088	45%
Little Rock Creek ID	2,300	2,300	1,035	45%
Metropolitan WDSC	1,911,500	1,911,500	860,175	45%
Mojave WA	85,800	85,800	38,610	45%
Palmdale WD	21,300	21,300	9,585	45%
San Bernardino Valley MWD	102,600	102,600	46,170	45%
San Gabriel Valley MWD	28,800	28,800	12,960	45%
San Geronio Pass WA	17,300	17,300	7,785	45%
Ventura County WPD	20,000	20,000	9,000	45%
Subtotal	2,629,544	2,629,544	1,183,296	
TOTAL	4,172,786	4,172,786	1,894,645	