



NOTICE TO STATE WATER PROJECT CONTRACTORS

Number: 12-01

Date: 1-31-12

Subject: Criteria for Bulletin 132-12

From: 
Carl A. Torgersen, DEPARTMENT OF WATER RESOURCES

Attached for your information are copies of "Criteria for Bulletin 132-12 Project Operations Studies" and "Interest and Escalation Rates for Preparing Bulletin 132-12."

These criteria are being used by the Department of Water Resources (DWR) to prepare information for Bulletin 132-12, "Management of the California State Water Project" and to determine Water Contractors' Statements of Charges for the year 2013.

If you have any questions, please contact Robert Cooke, Chief of DWR's State Water Project Analysis Office, at (916) 653-5945, or you may call Susan Lee of his staff at (916) 653-1894.

Attachment

CRITERIA FOR BULLETIN 132-12 STATE WATER PROJECT OPERATIONS STUDIES

These criteria provide summaries of the basic operations assumptions to be used in developing the 2013 Statement of Charges. Actual SWP operations may ultimately be different and contractor billings will be adjusted as appropriate.

1. **Water Deliveries:** Water demands for the water operations studies will be based on the short-range, five-year (2012-2016) requests submitted by the SWP Contractors (Contractors) in October 2011 and the long-range (2017-2035) requests submitted by the Contractors in October 2011.

2. **Water Supply:** The water and power operations studies will reflect compliance with the long-term NMFS Salmonids, Green Sturgeon and Killer Whales Biological and Conference Opinion issued June 4, 2009; the long-term USFWS Delta Smelt Biological Opinion issued December 15, 2008; the Incidental Take Permit for Longfin Smelt issued February 23, 2009; and the March 15, 2000 revision of the December 1999 Water Right Decision 1641. The water supply assumed for water and power operation studies will be as follows:
 - (a) 2012 – The initial operations study for 2012 will assume hydrology sufficient to deliver 2.706 MAF. Projections of power generation at Oroville will be based on the Oroville Reservoir inflow from the same hydrology. For generation at Pine Flat Reservoir, lower quartile inflow will be assumed. The 2012 water deliveries and water and power operations studies will be reviewed and finalized in May 2012 when the final water supply forecast based on May 1, 2012 snow surveys becomes available.
 - (b) 2013 – SWP operations projected for 2013 are the basis for the 2013 Statements of Charges. The study will assume hydrology sufficient to deliver 2.491 MAF (60 percent of Contractors' projected Table A requests). Lower quartile inflow will be assumed for Pine Flat generating facilities.
 - (c) 2014 – The 2014 studies will assume hydrology sufficient to deliver 2.498 MAF (60 percent of Contractors' projected Table A requests). Lower quartile inflow will be assumed for Pine Flat generating facilities.
 - (d) 2015 – Assume hydrology sufficient to deliver 60 percent of Contractors' projected Table A requests of 2.495 MAF.
 - (e) 2016 – Assume hydrology sufficient to deliver 60 percent of Contractors' projected Table A requests of 2.494 MAF.
 - (f) 2017 and thereafter – Assume hydrology sufficient to deliver 60 percent of contractors' projected Table A requests of 2.501 MAF.

3. **Water Supply Augmentation:**

- (a) **Delta Pumps.** The total capacity of Banks Pumping Plant is 10,300 cfs; however, actual daily pumping volumes will be limited as stated in the U.S. Army Corps of Engineers Public Notices 5820A, October 1981, and 19990715, May 2000.
- (b) **South Delta Improvements Program (SDIP).** This program is scheduled for implementation as one of the components of Stage 1 of the CALFED Bay-Delta Program to address local and SWP water supply problems in the South Delta. Construction of the permanent operable gates and the channel dredging are proposed to be implemented under Stage 1 of the SDIP. Stage 2 of the SDIP which would include increasing diversions, has been deferred indefinitely in view of the pelagic organism decline in the Delta. Facilities in the SDIP include the following:
- ◆ Construction of four flow control structures (gates). Three gates are proposed in South Delta channels to control water levels and circulation in the South Delta. The fourth gate will provide protection for salmon migrating along the San Joaquin River (SDIP Stage 1).
 - ◆ Selected channel dredging in the South Delta and modification of local diversion structures. Several miles of river channels are proposed to be dredged to reduce the need to operate gates for water stage. Twenty-four shallow agricultural diversions will be extended to ensure access to water (SDIP Stage 1).
- (c) **Ground Water Programs.** On August 9, 1996, ownership of the Kern Fan Element Property and the La Hacienda Facilities was transferred to the Kern County Water Agency (KCWA) and Dudley Ridge Water District through the Kern Water Bank Authority (KWBA) as part of the Monterey Amendment. Fifty percent of any SWP water remaining in storage from the Berrenda Mesa Demonstration Program and the La Hacienda Water Purchase Program was also transferred to KWBA. The SWP retains the right to recover 15,000 acre-feet under the recovery agreement with KCWA. Additionally, under the 1990 Demonstration Program, the SWP retains the right to 20,065 acre-feet currently stored in Semitropic Water Storage District. The SWP recovered 10,033 acre-feet of previously stored water in Semitropic Water Storage District during 2010. The remaining amount (10,033 acre-feet) will be recovered before 2020.
- (d) **Other Project Yield.** For purposes of preparing water and power studies for future years, it will be assumed that the SWP will deliver 60 percent of full Table A requests based on the latest reliability study prepared by the Bay Delta Office.

4. **Power Operations:** Energy prices in the western states' power market have historically been highest during the on-peak hours and summer months. To minimize power costs, aqueduct operation will be optimized by minimizing on-peak pumping within operating criteria constraints.

For Bulletin 132-12, forecasted SWP power resources for the study period will be based on existing SWP generation and long-term power purchases. Long-term power purchases would include 33.5 percent of the total output of the 296 megawatt gas-fired combined cycle power plant Lodi Energy Center, which is scheduled to be online in mid-2012. Additional capacity and energy resources needed to meet power requirements will be from unspecified short-term purchases.

5. **Future Project Facilities:** The schedule for initial operation of future project facilities to be used when preparing information for Bulletin 132-12 is shown in the following table.

FUTURE PROJECT FACILITIES	Dates for Initial Operation	
	Bulletin 132-11	Bulletin 132-12
CALIFORNIA AQUEDUCT – EAST BRANCH		
East Branch Enlargement – Stage 2	2020	2020
Pearblossom Pumping Plant – Units 10 & 11 (375 cfs)		
Alamo Power Plant – Unit 2 (1,506 cfs)		
East Branch Extension – Phase I Improvements	September 2012	May 2013
East Branch Extension – Phase II	June 2014	November 2014
Perris Dam Remediation	2014	2016
SOUTH BAY AQUEDUCT		
Improvement and Enlargement	April 2012	April 2012
DELTA FACILITIES		
South Delta Improvement Program Facilities	Postponed Indefinitely	Postponed Indefinitely
Permanent Operable Barriers		
Delta Habitat Conservation and Conveyance Program	January 2021	December 2023
Sherman and Twitchell Island Fishscreens	December 2012	December 2013
NORTH BAY AQUEDUCT		
Alternate Intake	March 2016	January 2018

TABLE 1

INTEREST RATES TO BE USED IN PREPARING DATA AND
 INFORMATION FOR BULLETIN 132-12
 WATER CONTRACTORS' STATEMENTS OF CHARGES FOR 2013, AND
 DEPARTMENT FINANCIAL ANALYSIS STUDIES

<u>Item</u>	<u>Interest Rate¹ Per Year</u>
1. Interest Rates on future general obligation "Offset" bonds (If assumed sold) ²	6.0 (6.0)
2. Interest Rate for future Water System Revenue Bonds ²	4.0 (3.5)
3. Project Interest Rate for determining Statements of Charges for 2013	4.610 (4.610)
4. Interest Rate on future short-term investment of project funds ³	0.4 (0.5)

¹For the purposes of Department studies, these rates are to be used as the effective rates of interest. Figures in parentheses are Bulletin 132-11 assumptions.

²Future bonds are assumed to be repaid by the end of the Project repayment period (2035) or sooner, with maturities commencing in the year following the date of sale and with equal annual bond service for the principal repayment period.

³Based on the expected rate of return for funds invested in the State's Surplus Money Investment Fund.

TABLE 2
BULLETIN 132-12
COST ESCALATION RATES
FOR SWP FACILITIES
TO BE USED FOR FINANCIAL ANALYSIS STUDIES

<u>Item</u>	<u>Percent Increase Per Year¹</u>			
	<u>2012</u>	<u>2013</u>	<u>2014</u>	<u>2015-2035</u>
<u>Capital Costs</u>				
State Operations (Salaries and Benefits)	2.5 (2.5)	2.5 (2.5)	2.5 (2.5)	2.5 (2.5)
Construction, Direct Pay	5 (5)	5 (5)	5 (5)	5 (5)
Relocation, Direct Pay	4 (4)	4 (4)	4 (4)	4 (4)
Land and Rights, Direct Pay	4 (4)	4 (4)	4 (4)	4 (4)
<u>Operations and Maintenance Cost²</u>				
State Operations (Salaries and Benefits)	2.5 (2.5)	3.0 (2.5)	3.0 (2.5)	3.0 (2.5)

¹ Figures in parentheses are Bulletin 132-11 assumptions.

² Operation and Maintenance costs in the Statements of Charges for the year 2013 and in Bulletin 132-12 are to be escalated through 2014 and then escalated one percent for the remainder of the Project repayment period. For specific Project studies requiring escalated costs, continue the percent rate for 2015-2035.



NOTICE TO STATE WATER PROJECT CONTRACTORS

NUMBER: 12-02

DATE: JAN 30 2012

SUBJECT: Water Systems Revenue Bonds, Series AI

FROM: 
DIRECTOR, DEPARTMENT OF WATER RESOURCES

Department of Water Resources
Central Valley Project Water System Revenue Bonds, Series AI
Par Amount: Series AI \$92,275,000
Closing Date: September 7, 2011

Summary of Financing Results

The Department of Water Resources (DWR) issued Bond Series AI to refund \$103.2 million of bonds outstanding for Series W. DWR delivered Series AI on September 7, 2011 pursuant to a purchase agreement among the Department, the State Treasurer and the Underwriters executed on November 1, 2010. The delayed delivery of the Series AI Bonds was necessary to achieve a current refunding of the Series W Refunded Bonds in accordance with IRS regulations. The Series W Bonds is callable on December 1, 2011. The net present value savings achieved was \$15 million, or 14.52 percent. DWR entered the municipal market at a time of historically low interest rates and was able to take advantage of extremely low borrowing costs. A summary of the financing results is provided in Table 1 below.

Table 1: Summary of Financing Results

Par Amount Refunded	\$ 103,200,000
Average Coupon of Refunded Bonds	5.27%
Average Life of Refunded Bonds	8.108
CP Refunded (Last Maturity in year 2035)	\$ -
Net Present Value Savings	\$ 14,981,700
Percentage Savings of Refunded bonds	14.52%
All-in True Interest Cost (TIC)	3.06%

Summary of Cash Flow Savings

The significant savings DWR achieved on the financing will provide cash flow relief over the next 19 years. Below in Table 2 is a summary of yearly savings to DWR as a result of refunding of the Bond Series W by the new Series AI.

Table 2: Summary of Savings Results
Series AI

Year	Annual Savings
12/1/11	\$ 294,577
12/1/12	870,451
12/1/13	870,451
12/1/14	870,451
12/1/15	1,150,451
12/1/16	1,147,101
12/1/17	1,150,052
12/1/18	1,151,426
12/1/19	1,149,176
12/1/20	1,149,944
12/1/21	1,149,394
12/1/22	1,149,381
12/1/23	1,147,156
12/1/24	1,149,931
12/1/25	1,150,344
12/1/26	1,148,388
12/1/27	1,149,063
12/1/28	1,147,100
12/1/29	1,147,500
Total Savings	<u>\$ 20,142,337</u>
Net Present Value Savings	<u>\$ 14,981,700</u>

If you have any questions, please contact Perla Netto-Brown, Chief of DWR's Division of Fiscal Services at (916) 653-9836.

**NOTICE TO STATE WATER PROJECT CONTRACTORS****Number:** 12-03**Date:** FEB 10 2012**Subject:** 2012 Turn-Back Water Pool Program**From:** Carl A. Torgersen 
Acting Deputy Director, DEPARTMENT OF WATER RESOURCES

The Department of Water Resources (DWR) is offering a 2012 Turn-Back Water Pool Program pursuant to Article 56 of the Water Supply Contracts. This Program is available to interested State Water Project (SWP) contractors who have signed the Monterey Amendment, and is subject to the attached terms and conditions (Attachment A).

DWR will administer two Turn-Back Water Pools: Pool A and Pool B. A SWP contractor may choose to sell or buy Turn-Back Pool Water in one or both of these Pools. This Program is separate from any other water sale or purchase program that DWR may administer during 2012.

To participate in the 2012 Turn-Back Water Pool Program and be on the notification list, a contractor must complete, sign and date the commitment (Attachment A) attached to this notice, and return all pages of the attachment to Reza Zamanian, State Water Project Analysis Office, Department of Water Resources, Post Office Box 942836, Sacramento, California 94236-0001. To meet the commitment due date, contractors can email signed notices to Mark Risney at mrisney@water.ca.gov, as long as the original notice is also mailed. A schedule for this Program (Attachment B) is included as a reference.

If you have any questions or need additional information about this Program, please contact Mark Risney at (916) 653-3711 or Reza Zamanian at (916) 653-4635.

Attachments

Attachment A
2012 Turn-Back Water Pool Program

Terms and Conditions

1. The 2012 Turn-Back Water Pools are subject to Article 56 of the Water Supply Contracts.
2. A SWP contractor may sell allocated 2012 Table A water that it will not use, provided that: (1) the contractor has not elected to store project water outside of its service area in 2012, and (2) the contractor has not elected to carry over Table A water from 2011 pursuant to Article 12(e) or Article 56 of its Water Supply Contract.
3. Sales and purchases of Turn-Back Water Pool water shall not affect the 2012 allocation of Table A water to any SWP contractors.
4. Turn-Back Pool water purchased by a contractor will be delivered to the contractor's service area from the SWP facilities, or as otherwise arranged, consistent with the contractor's Water Supply Contract.
5. DWR may limit or delay delivery of Turn-Back Pool water due to either (a) limits on the operational capacity of SWP facilities, or (b) changing operational conditions.
6. Delivery priority of Turn-Back Pool water will be the same as for Table A water (Priority 1), as described in Article 12(f) of the long-term Water Supply Contracts so long as the total amount of project water does not exceed the contractor's 2012 Table A amount. Delivery priority of Turn-Back Pool water in excess of the contractor's Table A amount will be Priority 6.

7. Contractor's selling Turn-Back Pool water shall submit a revised water delivery schedule to DWR reflecting changes due to the sale of their water. Likewise, a contractor purchasing Turn-Back Pool water should submit its revised delivery request to DWR as soon as possible after being allocated the Turn-Back Pool water. All water schedules shall be prepared in accordance with Article 12 of the contractor's Water Supply Contract.
8. Turn-Back Pool water may be stored outside of the purchasing contractor's service area for later use inside of the contractor's service area consistent with Article 56. The location of this storage may be inside or outside of the SWP service area, but it must be consistent with water rights permits for the SWP.
9. The 2012 Turn-Back Water Pool Program shall not be a precedent for future programs.
10. A SWP contractor offering to sell Turn-Back Pool water in either Pool A or in Pool B must submit a completed and signed copy of this Agreement for each Pool as appropriate (see last two pages of this Agreement). Sellers shall indicate the amount of water they want to sell in Pool A and/or Pool B using the chart provided with the signature page. DWR must receive a signed Agreement on or before 12:01 p.m., February 15, 2012 for Pool A water sales and on or before 12:01 p.m., March 15, 2012 for Pool B water sales. It is acceptable to submit a signature page by e-mail to Mark Risney at mrisney@water.ca.gov and Reza Zamanian at zamanian@water.ca.gov in order to meet the deadline; however, an original signature must be submitted as soon as possible afterwards.
11. A SWP contractor offering to buy Turn-Back Pool water in either Pool A or in Pool B must submit a completed and signed copy of this Agreement for each Pool as appropriate (see last two pages of this Agreement). Buyers shall indicate the amount of water they want to purchase in Pool A and/or Pool B using the chart provided with the signature page. DWR must receive a signed

Agreement on or before 12:01 p.m., March 1, 2012 for Pool A water purchases and on or before 12:01 p.m., April 1, 2012 for Pool B water purchases. It is acceptable to submit a signature page by e-mail to Mark Risney at mrisney@water.ca.gov and Reza Zamanian at zamanian@water.ca.gov in order to meet the deadline; however, an original signature must be submitted as soon as possible afterwards.

12. The price for Pool A water will be \$21.95 (50 percent of the 2012 Delta Water Rate) for each acre-foot of water purchased or sold. Also, the price for Pool B water will be \$10.98 (25 percent of the 2012 Delta Water Rate) for each acre-foot of water purchased or sold. In addition to the charge per acre-foot, the purchasing Contractor shall pay DWR the 2012 Transportation Variable Operations, Maintenance, Power, and Replacement Component charges and the Off-Aqueduct Power Facilities Charges for Turn-Back Pool water delivered, plus any incremental costs identified by DWR as described in Article 56(d)(7).
13. DWR will notify all participating contractors by e-mail after the current sales and allocation information at each stage of the Program. These notifications will be sent out within three working days of each of the above milestone dates.
14. DWR will invoice each purchasing contractor for the purchase price of the water, with payment due 30 days from the date of the invoice. Likewise, DWR will pay each selling contractor for their water within 30 days after DWR has received payment from all the purchasers.
15. All sales and purchases through Pool A are irrevocable even if DWR reduces Table A allocations on or after February 15, 2012.
16. DWR will finalize the allocation of sales and purchases of Pool B water on June 1, 2012. The percentage of Table A allocations in effect on this date will determine the final amounts. Only contractors who were active participants in

this Program on April 1, 2012 will be allowed to participate. No reallocation of sales or purchases will be done after June 1, 2012.

17. In the event that any water remains unsold in either Pool, the offering contractor may cancel its offer to sell its share of unsold water in writing. A cancellation letter or advance copy sent by e-mail must be received no later than 12:01 p.m., March 15, 2012 for Pool A water and by no later than 12:01 p.m., April 15, 2012 for Pool B water.

18. DWR shall decide by April 21, 2012 whether to purchase any portion of Pool A water remaining unsold on that date.

AGREEMENT TO SELL/PURCHASE 2012 TURN-BACK POOL WATER IN POOL A

In order to sell or purchase Turn-Back Pool water under Article 56 of the contractor's long-term Water Supply Contracts, please fill in the information required below, sign in the space provided, and return all pages of this Attachment A to the State Water Project Analysis Office. A contractor's signature indicates acceptance of all of the terms and conditions of this Program as set forth in this Attachment A.

Purchasers of Turn-Back Pool A water may either check the following box to receive the full allocation of water offered or fill in the chart below for specific purchase amounts.

() We agree to purchase all available Turn-Back Pool A water.

Table A Allocation As of February 15, 2012 (Percent)	Amount to Sell (Acre-Feet)	Amount to Buy (Acre-Feet)
25		
30		
35		
40		
45		
50		
55		
60		
65		
70		
75		
80		
85		
90		
95		
100		

Authorized Representative
Signature

Agency

Date

Contact Person

Email

Telephone

STATE OF CALIFORNIA
DEPARTMENT OF WATER RESOURCES

Chief, State Water Project Analysis Office

AGREEMENT TO SELL/PURCHASE 2012 TURN-BACK POOL WATER IN POOL B

In order to sell or purchase Turn-Back Pool water under Article 56 of the contractor's long-term Water Supply Contracts, please fill in the information required below, sign in the space provided, and return all pages of this Attachment A to the State Water Project Analysis Office. A contractor's signature indicates acceptance of all of the terms and conditions of this Program as set forth in this Attachment A.

Purchasers of Turn-Back Pool B water may either check the following box to receive the full allocation of water offered or fill in the chart below for specific purchase amounts.

() We agree to purchase all available Turn-Back Pool B water.

Table A Allocation As of June 1, 2012 (Percent)	Amount to Sell (Acre-Feet)	Amount to Buy (Acre-Feet)
25		
30		
35		
40		
45		
50		
55		
60		
65		
70		
75		
80		
85		
90		
95		
100		

Authorized Representative
Signature

STATE OF CALIFORNIA
DEPARTMENT OF WATER RESOURCES

Chief, State Water Project Analysis Office

Agency

Date

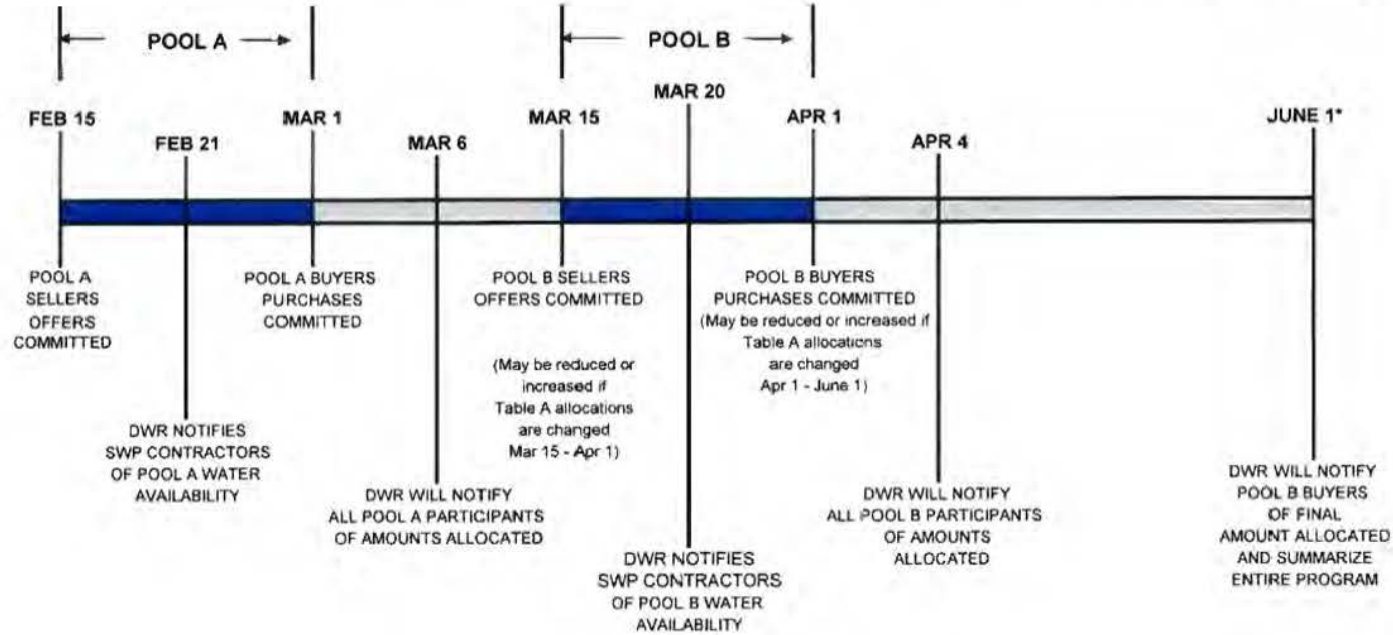
Contact Person

Email

Telephone

2012 TURN-BACK POOL SCHEDULE

Attachment B



* The June 1 date only applies if Table A allocations have changed between April 1 and June 1. Only participants who were fully committed as of April 1 will be involved.

**NOTICE TO STATE WATER PROJECT CONTRACTORS****Number:** 12-04**Date:**

FEB 06 2012

Subject: 2012 Article 21 Water Program**From:**
Carl A. Torgersen, DEPARTMENT OF WATER RESOURCES

The Department of Water Resources (DWR) will administer a program during 2012 in accordance with Article 21 of the long-term Water Supply Contracts. The 2012 Article 21 Water Program (Program) is available to those State Water Project contractors who have signed the Monterey Amendment, and is subject to the attached criteria.

Due to the current water conditions and storage in San Luis Reservoir, it is uncertain whether Article 21 water may become available south of the Sacramento-San Joaquin Delta during 2012. Should Article 21 water become available in 2012, the 2012 Program will be administered similarly to 2011 with minor modifications to facilitate communication of Article 21 availability and any related carryover spill accounting.

The Program participants have the responsibility to follow the intent of the Article 21 contract criteria and to not defer previously scheduled Table A deliveries for later in the year. Contractors are encouraged to regularly update their delivery schedules for DWR.

To participate in the Program and be on the notification list, a contractor must sign and date the attachment to this Notice To State Water Project Contractors and return it to Reza Zamanian, State Water Project Analysis Office, Department of Water Resources, Post Office Box 942836, Sacramento, California 94236-0001.

If you have any questions or need additional information, please contact Mahmoud Mabrouk at (916) 653-9468.

Attachment

2012 ARTICLE 21 WATER PROGRAM

CRITERIA

1. Delivery of Article 21 water shall not impact allocation or delivery of approved Table A water to State Water Project (SWP) contractors in 2012.
2. Water under this Program shall be SWP water that is available to SWP contractors as determined by the Department of Water Resources (DWR). This water is limited to amounts not needed for fulfilling contractors' approved Table A deliveries, as set forth in their approved water delivery schedules furnished pursuant to Article 12, or for meeting SWP operational requirements, including reservoir storage goals for the current or following years.
3. Delivery to specific contractors may be limited by operational capacity in SWP facilities or as a result of changed operational conditions.
4. The delivery of Article 21 water is not intended in any way to adversely impact any SWP operations. If DWR determines there has been an adverse impact during the period when Article 21 water is being delivered to a contractor, Article 21 water may be reclassified as approved 2012 Table A water to keep the SWP whole.
5. Article 21 water shall be used within the service area of a requesting contractor, for the same reasonable and beneficial uses as Table A water. Article 21 water may be delivered outside the service area of a participating contractor for storage as long as it is later returned for use in the service area. A separate written agreement will be required for delivery outside of a contractor's service area.
6. Article 21 water shall not be stored by DWR in SWP reservoirs for later delivery to a requesting contractor.
7. This Program is not intended to allow a contractor to shift or defer delivery of allocated scheduled 2012 Table A water and substitute delivery of Article 21 water for scheduled 2012 Table A water in a way that would adversely impact allocation or delivery of Table A water to other contractors in 2012 or in any subsequent year, or adversely affect SWP storage of water.

SCHEDULING AND CHARGES

8. DWR will notify the contractors by email when Article 21 water is available. DWR will request that contractors periodically provide updated schedules of carryover, Table A and other non-Article 21 water demands and will use such schedules to determine Article 21 water availability.

9. Participating contractors shall email a schedule indicating Article 21 water requests to Mahmoud Mabrouk at mmabrouk@water.ca.gov and Reza Zamanian at zamanian@water.ca.gov of the State Water Project Analysis Office. The schedule shall include the amount of other SWP supplies requested in addition to Article 21 water.
10. Daily allocations of Article 21 will be provided to contractors, preferably on a weekly basis. DWR may discontinue availability of Article 21 water upon short notice.
11. If necessary, the supply of Article 21 water will be allocated among requesting contractors in proportion to the 2012 Table A amounts of those contractors.
12. A contractor taking delivery of Article 21 water may stop or suspend participation in the Program by notifying Mahmoud Mabrouk at (916) 653-9468 or Reza Zamanian at (916) 653-4635.
13. Conveyance charges for Article 21 water delivered under this Program shall be the same as for Table A water and shall include transportation, variable operation, maintenance, power, and replacement (OMP&R) component charges, Off-Aqueduct power facility charges, and any incremental OMP&R costs, as determined by DWR.
14. All contractors participating in the Program are responsible for coordinating delivery points and rates through their normal contacts at the various DWR field divisions.
15. The 2012 Article 21 Water Program shall not be a precedent for future programs.

In order to participate in the 2012 Article 21 Water Program, please sign below in the space provided and return all three pages of this attachment to the State Water Project Analysis Office. A contractor's signature indicates acceptance of the criteria, procedures, and charges established for this Program.

ACCEPTED:

Authorized Representative

Signature

Title

Agency

Date

AGENCY CONTACT:

Authorized Representative

Name

Email

Telephone

**NOTICE TO STATE WATER PROJECT CONTRACTORS****Number:** 12-05**Date:** February 21, 2012**Subject:** 2012 Table A Allocation Decrease**From:** Carl A. Torgersen
Deputy Director, DEPARTMENT OF WATER RESOURCES

The Department of Water Resources (DWR) is adjusting its projection for meeting the State Water Project (SWP) contractors' 2012 Table A requests.

DWR is reducing its projected delivery capability from 2,503,354 acre-feet to 2,086,130 acre-feet. This reduction equates to a drop in allocations from 60 percent to 50 percent for long-term SWP contractors. Enclosed is the revised 2012 SWP Allocation Table.

This decrease is primarily due to the well below average statewide snowpack and precipitation. DWR will continue to monitor the situation and may revise the allocations if warranted by the year's developing hydrologic and water supply conditions.

Based on this updated allocation, DWR will use the 60 percent delivery schedules submitted by the contractors earlier this year in developing new schedules, unless revised schedules are submitted. DWR will send an approved monthly water delivery schedule to each long-term contractor in February.

If you have any questions or need additional information, please contact Robert Cooke, Chief of DWR's State Water Project Analysis Office, at (916) 653-4313.

Enclosures

**2012 STATE WATER PROJECT ALLOCATION
(ACRE-FEET)**

SWP CONTRACTORS	TABLE A (1)	INITIAL REQUEST (2)	APPROVED ALLOCATION (3)	PERCENT INITIAL REQUEST APPROVED (3)/(2) (4)
<u>FEATHER RIVER</u>				
County of Butte	27,500	27,500	13,750	50%
Plumas County FC&WCD	2,320	2,320	1,160	50%
City of Yuba City	9,600	9,600	4,800	50%
Subtotal	39,420	39,420	19,710	
<u>NORTH BAY</u>				
Napa County FC&WCD	29,025	29,025	14,513	50%
Solano County WA	47,606	47,606	23,803	50%
Subtotal	76,631	76,631	38,316	
<u>SOUTH BAY</u>				
Alameda County FC&WCD, Zone 7	80,619	80,619	40,310	50%
Alameda County WD	42,000	42,000	21,000	50%
Santa Clara Valley WD	100,000	100,000	50,000	50%
Subtotal	222,619	222,619	111,310	
<u>SAN JOAQUIN VALLEY</u>				
Oak Flat WD	5,700	5,700	2,850	50%
County of Kings	9,305	9,305	4,653	50%
Dudley Ridge WD	50,343	50,343	25,172	50%
Empire West Side ID	3,000	3,000	1,500	50%
Kern County WA	982,730	982,730	491,365	50%
Tulare Lake Basin WSD	88,922	88,922	44,461	50%
Subtotal	1,140,000	1,140,000	570,001	
<u>CENTRAL COASTAL</u>				
San Luis Obispo County FC&WCD	25,000	25,000	12,500	50%
Santa Barbara County FC&WCD	45,486	45,486	22,743	50%
Subtotal	70,486	70,486	35,243	
<u>SOUTHERN CALIFORNIA</u>				
Antelope Valley-East Kern WA	141,400	141,400	70,700	50%
Castaic Lake WA	95,200	95,200	47,600	50%
Coachella Valley WD	138,350	138,350	69,175	50%
Crestline-Lake Arrowhead WA	5,800	5,800	2,900	50%
Desert WA	55,750	55,750	27,875	50%
Littlerock Creek ID	2,300	2,300	1,150	50%
Mojave WA	82,800	82,800	41,400	50%
Metropolitan WDSC	1,911,500	1,911,500	955,750	50%
Palmdale WD	21,300	21,300	10,650	50%
San Bernardino Valley MWD	102,600	102,600	51,300	50%
San Gabriel Valley MWD	28,800	28,800	14,400	50%
San Geronio Pass WA	17,300	17,300	8,650	50%
Ventura County WPD	20,000	20,000	10,000	50%
Subtotal	2,623,100	2,623,100	1,311,550	
TOTAL	4,172,256	4,172,256	2,086,130	

**NOTICE TO STATE WATER PROJECT CONTRACTORS****Number:** 12-06**Date:** MAR 12 2012**Subject:** Water Systems Revenue Bond, Series AJ**From:** Mark W. Cowin 
Director, DEPARTMENT OF WATER RESOURCES

Department of Water Resources
Central Valley Project Water System Revenue Bonds, Series AJ
Par Amount: Series AJ \$216,930,000
Closing Date: October 13, 2011

Summary of Financing Results

The Department of Water Resources (DWR) issued Bond Series AJ to refund \$155.2 million of bonds outstanding for Series X, Y, Z, AA, AC, and AD. DWR delivered Series AJ on October 13, 2011 pursuant to a purchase agreement among DWR, the State Treasurer and the Underwriters executed on October 6, 2011. The net present value savings achieved was \$10.2 million, or 6.6 percent. DWR entered the municipal market at a time of historically low interest rates and was able to take advantage of low borrowing costs. The Series AJ Bonds also funded the takeout of approximately \$69.3 million of commercial paper that had been issued to fund State Water Projects. A summary of the financing results is provided in Table 1, attached.

Summary of Cash Flow Savings

The significant savings DWR achieved on the financing will provide cash flow relief over the next 19 years. Table 2, attached, is a summary of yearly savings to DWR as a result of refunding of the Bond Series X, Y, Z, AA, AC and AD by the new Series AJ.


If you have any questions, please contact Perla Netto-Brown, Chief of DWR's Division of Fiscal Services at (916) 653-9836.

Table 1: Summary of Financing Results

Par Amount Refunded	\$ 155,230,000
Average Coupon of Refunded Bonds	5.08%
Average Life of Refunded Bonds (years)	7.16
CP Refunded (Last Maturity in year 2035)	\$ 69,322,413
Net Present Value Savings	\$ 10,245,786
Percentage Savings of Refunded bonds	6.60%
All-in True Interest Cost (TIC)	3.13%

Table 2: Summary of Savings Results
Series AJ

Year	Annual Savings
12/1/11	\$ 392,254
12/1/12	959,591
12/1/13	979,591
12/1/14	989,816
12/1/15	999,685
12/1/16	993,973
12/1/17	1,005,785
12/1/18	995,991
12/1/19	983,954
12/1/20	782,134
12/1/21	777,384
12/1/22	697,184
12/1/23	776,577
12/1/24	712,250
12/1/25	650,000
12/1/26	24,250
12/1/27	23,250
12/1/28	22,250
12/1/29	26,250
Total Savings	<u>\$ 12,792,069</u>
Net Present Value Savings	<u>\$ 10,245,786</u>

NOTICE TO STATE WATER PROJECT CONTRACTORS**Date:** APR 16 2012**Number:** 12-07**Subject:** 2012 State Water Project Allocation Increase to 60 Percent**From:**

Carl A. Torgersen
Deputy Director
Department of Water Resources

The Department of Water Resources (DWR) is increasing the allocation of 2012 State Water Project (SWP) water for long-term contractors from 2,086,130 acre-feet to 2,503,354 acre-feet. Based on recent precipitation, runoff, and current water supply conditions, SWP supplies are projected to meet 60 percent of SWP contractors' 2012 requested Table A amounts, which total 4,172,256 acre-feet. Attached is the revised 2012 SWP 60 percent allocation table.

This allocation increase is made consistent with the long-term water supply contracts and public policy. DWR's new approval considered several factors including existing storage in SWP conservation reservoirs, SWP operational constraints such as the conditions of the recent Biological Opinions for Delta smelt and salmonids and the longfin smelt incidental take permit, and 2012 contractor demands. DWR may revise allocations if warranted by the year's developing hydrologic and water supply conditions.

Based on this allocation increase, DWR will use the current long-term SWP contractors 50 percent schedules to arrive at the new 60 percent schedules, unless contractors submit updated schedules. DWR will send the approved monthly water delivery schedules to the long-term SWP contractors.

If you have any questions or need additional information, please contact Robert Cooke, Chief of DWR's State Water Project Analysis Office, at (916) 653-4313.

Attachment


**2012 STATE WATER PROJECT ALLOCATION
(ACRE-FEET)**

SWP CONTRACTORS	TABLE A (1)	INITIAL REQUEST (2)	APPROVED ALLOCATION (3)	PERCENT INITIAL REQUEST APPROVED (3)/(2) (4)
<u>FEATHER RIVER</u>				
County of Butte	27,500	27,500	16,500	60%
Plumas County FC&WCD	2,320	2,320	1,392	60%
City of Yuba City	9,600	9,600	5,760	60%
Subtotal	39,420	39,420	23,652	
<u>NORTH BAY</u>				
Napa County FC&WCD	29,025	29,025	17,415	60%
Solano County WA	47,606	47,606	28,564	60%
Subtotal	76,631	76,631	45,979	
<u>SOUTH BAY</u>				
Alameda County FC&WCD, Zone 7	80,619	80,619	48,371	60%
Alameda County WD	42,000	42,000	25,200	60%
Santa Clara Valley WD	100,000	100,000	60,000	60%
Subtotal	222,619	222,619	133,571	
<u>SAN JOAQUIN VALLEY</u>				
Oak Flat WD	5,700	5,700	3,420	60%
County of Kings	9,305	9,305	5,583	60%
Dudley Ridge WD	50,343	50,343	30,206	60%
Empire West Side ID	3,000	3,000	1,800	60%
Kern County WA	982,730	982,730	589,638	60%
Tulare Lake Basin WSD	88,922	88,922	53,353	60%
Subtotal	1,140,000	1,140,000	684,000	
<u>CENTRAL COASTAL</u>				
San Luis Obispo County FC&WCD	25,000	25,000	15,000	60%
Santa Barbara County FC&WCD	45,486	45,486	27,292	60%
Subtotal	70,486	70,486	42,292	
<u>SOUTHERN CALIFORNIA</u>				
Antelope Valley-East Kern WA	141,400	141,400	84,840	60%
Castaic Lake WA	95,200	95,200	57,120	60%
Coachella Valley WD	138,350	138,350	83,010	60%
Crestline-Lake Arrowhead WA	5,800	5,800	3,480	60%
Desert WA	55,750	55,750	33,450	60%
Littlerock Creek ID	2,300	2,300	1,380	60%
Mojave WA	82,800	82,800	49,680	60%
Metropolitan WDSC	1,911,500	1,911,500	1,146,900	60%
Palmdale WD	21,300	21,300	12,780	60%
San Bernardino Valley MWD	102,600	102,600	61,560	60%
San Gabriel Valley MWD	28,800	28,800	17,280	60%
San Geronio Pass WA	17,300	17,300	10,380	60%
Ventura County WPD	20,000	20,000	12,000	60%
Subtotal	2,623,100	2,623,100	1,573,860	
TOTAL	4,172,256	4,172,256	2,503,354	

NOTICE TO STATE WATER PROJECT CONTRACTORS**Date:** MAY 29 2012**Number:** 12-08

Subject: Central Valley Project Water System Revenue Bonds, Series AK, AL and AM Par Amount: Series AK \$36,370,000, Series AL \$105,875,000, Series AM \$183,960,000, Total \$326,205,000. Closing Dates: Series AK-March 13, 2012, Series AL-September 5, 2012, Series AM-March 5, 2013

From:


 Mark W. Cowin, Director
 Department of Water Resources

Summary of Financing Results

The Department of Water Resources (DWR) issued Bond Series AK, AL, and AM to refund \$297.6 million of bonds outstanding for Series X, Y, Z, AA, and AC. DWR delivered Series AK on March 13, 2012 and will deliver Series AL on or about September 5, 2012 and Series AM on or about March 5, 2013 pursuant to a purchase agreement among the Department, the State Treasurer and the Underwriters executed on March 12, 2012. The delayed delivery of the Series AL and AM Bonds is necessary to achieve a current refunding of the Series X, Y, Z, AA and AC Refunded Bonds in accordance with IRS regulations.

The combined net present value savings achieved for all series was \$51.3 million, or 15.0 percent of refunded bonds. DWR entered the municipal market at a time of historically low interest rates and was able to take advantage of extremely low borrowing costs. The Series AK Bonds funded the takeout of approximately \$32.0 million of commercial paper that had been issued to fund State Water Projects. A summary of the financing results is provided in Table 1 below.

Table 1: Summary of Financing Results

	Series AK	Series AL	Series AM	Total
Delivery Date	3/13/2012	9/5/2012	3/5/2013	
Par Amount Refunded	\$ 8,355,000	\$ 121,945,000	\$ 211,840,000	\$ 342,140,000
Net Present Value Savings	\$ 887,688	\$ 18,733,987	\$ 31,679,204	\$ 51,300,879
Percentage Savings of Refunded Bonds	10.6%	15.4%	15.0%	15.0%
CP Refunded (Last maturity in 2035)	\$ 32,034,902	\$ -	\$ -	\$ 32,034,902
Average Coupon of Refunded Bonds	4.99%	4.98%	5.05%	5.03%
Average Life of Refunded Bonds	10.3	7.1	7.8	8.4
All-in True Interest Cost (TIC)	3.05%	2.33%	2.71%	2.57%

Summary of Cash Flow Savings

The significant savings DWR achieved on the financing will provide cash flow relief over the next 18 years. Below in Table 2 is a summary of yearly savings to the Department as a result of refunding each of the Bond Series X, Y, Z, AA, and AC by the new Series AK, AL, and AM.

Table 2: Summary of Savings Results
Series AK, AL & AM

Year	Annual Savings
12/1/12	587,515
12/1/13	6,705,320
12/1/14	4,727,556
12/1/15	2,831,600
12/1/16	3,982,770
12/1/17	4,142,407
12/1/18	3,696,544
12/1/19	5,916,019
12/1/20	3,506,639
12/1/21	5,402,639
12/1/22	6,838,389
12/1/23	5,049,220
12/1/24	4,044,900
12/1/25	4,456,150
12/1/26	449,000
12/1/27	500,500
12/1/28	413,500
12/1/29	414,750
Total Savings	\$ 63,665,418
Net Present Value Savings	\$ 51,300.879

If you have any questions, please contact Perla Netto-Brown, Chief of DWR's Division of Fiscal Services at (916) 653-9836.

NOTICE TO STATE WATER PROJECT CONTRACTORS**Date:** MAY 23 2012**Number:** 12-09**Subject:** 2012 State Water Project Allocation Increase to 65 Percent**From:**

Carl A. Torgersen
Deputy Director
Department of Water Resources

The Department of Water Resources (DWR) is increasing the allocation of 2012 State Water Project (SWP) water for long-term contractors from 2,503,354 acre-feet to 2,711,967 acre-feet. Based on recent precipitation, runoff, and current water supply conditions, SWP supplies are projected to be 65 percent of SWP contractors' 2012 requested Table A amounts, which total 4,172,256 acre-feet. Attached is the revised 2012 SWP 65 percent allocation table.

This allocation increase is made consistent with the long-term water supply contracts and public policy. DWR's new approval considered several factors including existing storage in SWP conservation reservoirs, SWP operational constraints such as the conditions of the recent Biological Opinions for delta smelt and salmonids, and the longfin smelt incidental take permit, and 2012 contractor demands. DWR may revise allocations if warranted by the year's developing hydrologic and water supply conditions.

Based on this allocation increase, DWR will use the current long-term SWP contractors' 60 percent schedules to arrive at the new 65 percent schedules, unless contractors submit updated schedules. DWR will send the approved monthly water delivery schedules to the long-term SWP contractors.

If you have any questions or need additional information, contact Robert Cooke, Chief of DWR's State Water Project Analysis Office, at (916) 653-4313.

Attachment

2012 STATE WATER PROJECT ALLOCATION
(ACRE-FEET)

SWP CONTRACTORS	TABLE A (1)	INITIAL REQUEST (2)	APPROVED ALLOCATION (3)	PERCENT INITIAL REQUEST APPROVED (3)/(2) (4)
<u>FEATHER RIVER</u>				
County of Butte	27,500	27,500	17,875	65%
Plumas County FC&WCD	2,320	2,320	1,508	65%
City of Yuba City	9,600	9,600	6,240	65%
Subtotal	39,420	39,420	25,623	
<u>NORTH BAY</u>				
Napa County FC&WCD	29,025	29,025	18,868	65%
Solano County WA	47,606	47,606	30,944	65%
Subtotal	76,631	76,631	49,810	
<u>SOUTH BAY</u>				
Alameda County FC&WCD, Zone 7	80,619	80,619	52,402	65%
Alameda County WD	42,000	42,000	27,300	65%
Santa Clara Valley WD	100,000	100,000	65,000	65%
Subtotal	222,619	222,619	144,702	
<u>SAN JOAQUIN VALLEY</u>				
Oak Flat WD	5,700	5,700	3,705	65%
County of Kings	9,305	9,305	6,048	65%
Dudley Ridge WD	50,343	50,343	32,723	65%
Empire West Side ID	3,000	3,000	1,950	65%
Kern County WA	982,730	982,730	638,775	65%
Tulare Lake Basin WSD	88,922	88,922	57,799	65%
Subtotal	1,140,000	1,140,000	741,000	
<u>CENTRAL COASTAL</u>				
San Luis Obispo County FC&WCD	25,000	25,000	16,250	65%
Santa Barbara County FC&WCD	45,486	45,486	29,566	65%
Subtotal	70,486	70,486	45,816	
<u>SOUTHERN CALIFORNIA</u>				
Antelope Valley-East Kern WA	141,400	141,400	91,910	65%
Castaic Lake WA	95,200	95,200	61,880	65%
Coachella Valley WD	138,350	138,350	89,928	65%
Crestline-Lake Arrowhead WA	5,800	5,800	3,770	65%
Desert WA	55,750	55,750	36,238	65%
Littlerock Creek ID	2,300	2,300	1,495	65%
Mojave WA	82,800	82,800	53,820	65%
Metropolitan WDSC	1,911,500	1,911,500	1,242,475	65%
Palmdale WD	21,300	21,300	13,845	65%
San Bernardino Valley MWD	102,600	102,600	66,690	65%
San Gabriel Valley MWD	28,800	28,800	18,720	65%
San Geronio Pass WA	17,300	17,300	11,245	65%
Ventura County WPD	20,000	20,000	13,000	65%
Subtotal	2,623,100	2,623,100	1,705,016	
TOTAL	4,172,256	4,172,256	2,711,967	

NOTICE TO STATE WATER PROJECT CONTRACTORS



Date: SEP 04 2012

Number: 12-10

Subject: Bulletin 132-08, Management of the California State Water Project

From:

A handwritten signature in blue ink, which appears to read "Mark W. Cowin", is written over a horizontal line.

Mark W. Cowin

Director

Department of Water Resources


Attached is the 46th edition of Bulletin 132, Management of the California State Water Project, prepared for use by the California Water Commission, State Water Project water and power users, bond underwriters, dealers and investors, and the public.

Additional printed and CD ROM copies of the bulletin are available on request from:

California Department of Water Resources
Imaging and Records Management
Publications Office
Post Office Box 942836
Sacramento, California 94236-1097
Email: imr-publications@water.ca.gov

Bulletin 132-08 is also available for in PDF format at:
<http://www.water.ca.gov/swpao/bulletin.cfm>

Attachments

NOTICE TO STATE WATER PROJECT CONTRACTORS**Date:** NOV 29 2012**Number:** 12-11**Subject:** 2013 State Water Project Initial Allocation – 30 Percent**From:**

Carl A. Torgersen
Deputy Director
Department of Water Resources

The Department of Water Resources (DWR) is initially approving 1,251,721 acre-feet of Table A water for long-term State Water Project (SWP) contractors in 2013. SWP supplies are projected to meet 30 percent of SWP contractors' requests for Table A water, which totals 4,172,396 acre-feet. Attached is the initial 2013 SWP allocation table.

This allocation is made consistent with the long-term water supply contracts and public policy. DWR considered several factors, including existing storage in SWP conservation reservoirs, SWP operational constraints such as the conditions of the recent Biological Opinions for Delta smelt and salmonids and the longfin smelt incidental take permit, and 2013 contractor demands. DWR may revise allocations if warranted by the year's developing hydrologic and water supply conditions.

Based on this initial allocation, DWR will use the 30 percent delivery schedules submitted by the contractors earlier this year in developing new schedules, unless revised schedules are submitted. DWR will send an approved monthly water delivery schedule to each long-term contractor in December.

If you have any questions or need additional information, please contact Robert Cooke, Chief of DWR's State Water Project Analysis Office, at (916) 653-4313.

Attachment

**2013 STATE WATER PROJECT ALLOCATION
(ACRE-FEET)**

SWP CONTRACTORS	TABLE A (1)	INITIAL REQUEST (2)	APPROVED ALLOCATION (3)	PERCENT INITIAL REQUEST APPROVED (3)/(2) (4)
FEATHER RIVER				
County of Butte	27,500	27,500	8,250	30%
Plumas County FC&WCD	2,410	2,410	723	30%
City of Yuba City	9,600	9,600	2,880	30%
Subtotal	39,510	39,510	11,853	
NORTH BAY				
Napa County FC&WCD	29,025	29,025	8,708	30%
Solano County WA	47,656	47,656	14,297	30%
Subtotal	76,681	76,681	23,005	
SOUTH BAY				
Alameda County FC&WCD, Zone 7	80,619	80,619	24,186	30%
Alameda County WD	42,000	42,000	12,600	30%
Santa Clara Valley WD	100,000	100,000	30,000	30%
Subtotal	222,619	222,619	66,786	
SAN JOAQUIN VALLEY				
Oak Flat WD	5,700	5,700	1,710	30%
County of Kings	9,305	9,305	2,792	30%
Dudley Ridge WD	50,343	50,343	15,103	30%
Empire West Side ID	3,000	3,000	900	30%
Kern County WA	982,730	982,730	294,819	30%
Tulare Lake Basin WSD	88,922	88,922	26,677	30%
Subtotal	1,140,000	1,140,000	342,001	
CENTRAL COASTAL				
San Luis Obispo County FC&WCD	25,000	25,000	7,500	30%
Santa Barbara County FC&WCD	45,486	45,486	13,646	30%
Subtotal	70,486	70,486	21,146	
SOUTHERN CALIFORNIA				
Antelope Valley-East Kern WA	141,400	141,400	42,420	30%
Castaic Lake WA	95,200	95,200	28,560	30%
Coachella Valley WD	138,350	138,350	41,505	30%
Crestline-Lake Arrowhead WA	5,800	5,800	1,740	30%
Desert WA	55,750	55,750	16,725	30%
Littlerock Creek ID	2,300	2,300	690	30%
Metropolitan WDSC	1,911,500	1,911,500	573,450	30%
Mojave WA	82,800	82,800	24,840	30%
Palmdale WD	21,300	21,300	6,390	30%
San Bernardino Valley MWD	102,600	102,600	30,780	30%
San Gabriel Valley MWD	28,800	28,800	8,640	30%
San Geronio Pass WA	17,300	17,300	5,190	30%
Ventura County WPD	20,000	20,000	6,000	30%
Subtotal	2,623,100	2,623,100	786,930	
TOTAL	4,172,396	4,172,396	1,251,721	

NOTICE TO STATE WATER PROJECT CONTRACTORS**Date:** DEC 21 2012**Number:** 12-12**Subject:** 2013 State Water Project Allocation Increase to 40 Percent**From:**

Carl A. Torgersen
Deputy Director
Department of Water Resources

The Department of Water Resources (DWR) is increasing the allocation of 2013 State Water Project (SWP) water for long-term contractors from 1,251,721 acre-feet to 1,668,958 acre-feet. Based on recent precipitation, runoff, and current water supply conditions, SWP supplies are projected to be 40 percent of SWP contractors' 2013 requested Table A amounts, which total 4,172,396 acre-feet. Attached is the revised 2013 SWP 40 percent allocation table.

This allocation increase is made consistent with the long-term water supply contracts and public policy. DWR's new approval considered several factors including existing storage in SWP conservation reservoirs, SWP operational constraints such as the conditions of the recent Biological Opinions for delta smelt and salmonids, and the longfin smelt incidental take permit, and 2013 contractor demands. DWR may revise allocations if warranted by the year's developing hydrologic and water supply conditions.

Based on this allocation increase, DWR will use the current long-term SWP contractors' 30 percent schedules to arrive at the new 40 percent schedules, unless contractors submit updated schedules. DWR will send the approved monthly water delivery schedules to the long-term SWP contractors.

If you have any questions or need additional information, contact Robert Cooke, Chief of DWR's State Water Project Analysis Office, at (916) 653-4313.

Attachment

2013 STATE WATER PROJECT ALLOCATION
(ACRE-FEET)

SWP CONTRACTORS	TABLE A (1)	INITIAL REQUEST (2)	APPROVED ALLOCATION (3)	PERCENT INITIAL REQUEST APPROVED (3)/(2) (4)
<u>FEATHER RIVER</u>				
County of Butte	27,500	27,500	11,000	40%
Plumas County FC&WCD	2,410	2,410	964	40%
City of Yuba City	9,600	9,600	3,840	40%
Subtotal	39,510	39,510	15,804	
<u>NORTH BAY</u>				
Napa County FC&WCD	29,025	29,025	11,610	40%
Solano County WA	47,656	47,656	19,062	40%
Subtotal	76,681	76,681	30,672	
<u>SOUTH BAY</u>				
Alameda County FC&WCD, Zone 7	80,619	80,619	32,248	40%
Alameda County WD	42,000	42,000	16,800	40%
Santa Clara Valley WD	100,000	100,000	40,000	40%
Subtotal	222,619	222,619	89,048	
<u>SAN JOAQUIN VALLEY</u>				
Oak Flat WD	5,700	5,700	2,280	40%
County of Kings	9,305	9,305	3,722	40%
Dudley Ridge WD	50,343	50,343	20,137	40%
Empire West Side ID	3,000	3,000	1,200	40%
Kern County WA	982,730	982,730	393,092	40%
Tulare Lake Basin WSD	88,922	88,922	35,569	40%
Subtotal	1,140,000	1,140,000	456,000	
<u>CENTRAL COASTAL</u>				
San Luis Obispo County FC&WCD	25,000	25,000	10,000	40%
Santa Barbara County FC&WCD	45,486	45,486	18,194	40%
Subtotal	70,486	70,486	28,194	
<u>SOUTHERN CALIFORNIA</u>				
Antelope Valley-East Kern WA	141,400	141,400	56,560	40%
Castaic Lake WA	95,200	95,200	38,080	40%
Coachella Valley WD	138,350	138,350	55,340	40%
Crestline-Lake Arrowhead WA	5,800	5,800	2,320	40%
Desert WA	55,750	55,750	22,300	40%
Little Rock Creek ID	2,300	2,300	920	40%
Metropolitan WDSC	1,911,500	1,911,500	764,600	40%
Mojave WA	82,800	82,800	33,120	40%
Palmdale WD	21,300	21,300	8,520	40%
San Bernardino Valley MWD	102,600	102,600	41,040	40%
San Gabriel Valley MWD	28,800	28,800	11,520	40%
San Geronio Pass WA	17,300	17,300	6,920	40%
Ventura County WPD	20,000	20,000	8,000	40%
Subtotal	2,623,100	2,623,100	1,049,240	
TOTAL	4,172,396	4,172,396	1,668,958	